



TRU-FRAME®
A name you can build on.

Special "A" Swing Door Order Form
Fax Number: 888-526-4329

DATE: _____

DEALER: _____

Completed by: _____

PO#/JOB NAME _____

DOOR STYLE OR ITEM # _____ FINISH _____

QUANTITY _____ OPENING SIZE _____ x _____

OPTIONS:

____ HINGE EXPANDER STYLE

*Hinge Expander is standard

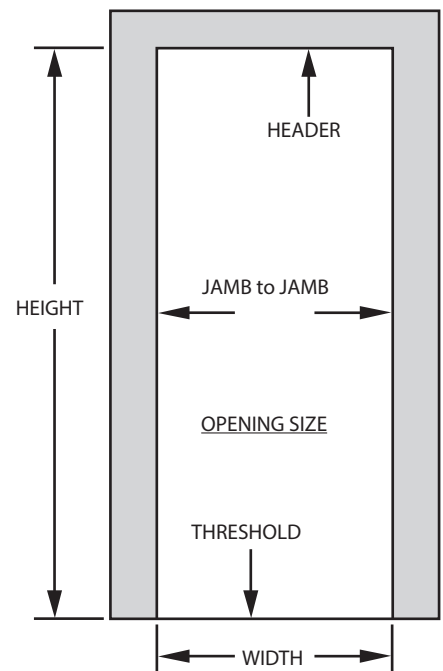
____ PRE-HUNG (Extruded Doors Only)
(Special Order - Add \$45.00 to list)

____ RIGHT HINGE (Outside looking in)

____ LEFT HINGE (Outside looking in)

SCREEN MESH: ____ FIBERGLASS (BetterVue is standard mesh)
____ ALUMINUM WIRE
____ OTHER (See Section F for options)

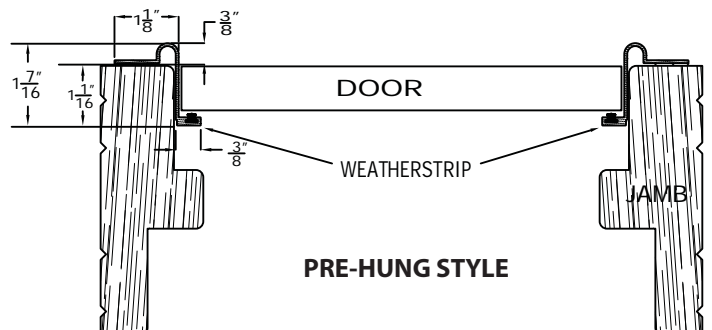
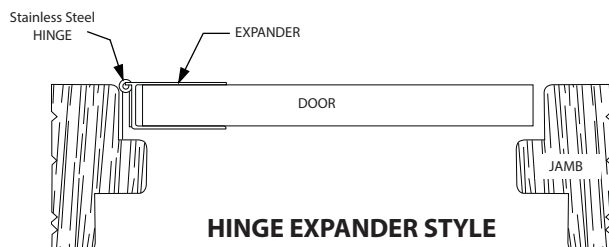
Special notes: _____



Hinge Expander Style Pre-Hung Style

| SIZE | OPENING WIDTH | OPENING WIDTH |
|-----------|--------------------|--------------------|
| 30" x 80" | 29-3/4" to 30-5/8" | 29-7/8" to 30-1/4" |
| 32" x 80" | 31-3/4" to 32-5/8" | 31-7/8" to 32-1/4" |
| 36" x 80" | 35-3/4" to 36-5/8" | 35-7/8" to 36-1/4" |

NOTES: All **extruded** doors fit an Opening Height of 79-3/4" to 81-1/4"
All **rolled form** doors fit an Opening Height of 79-3/4" to 81"





TRU-FRAME®
A name you can build on.

Special "A" Swing French-Door Order Form
Fax Number: 888-526-4329

DATE: _____

DEALER: _____

Completed by: _____

JOB NAME/PO#: _____

DOOR STYLE OR ITEM # _____ FINISH _____

QUANTITY _____ OPENING SIZE _____ x _____

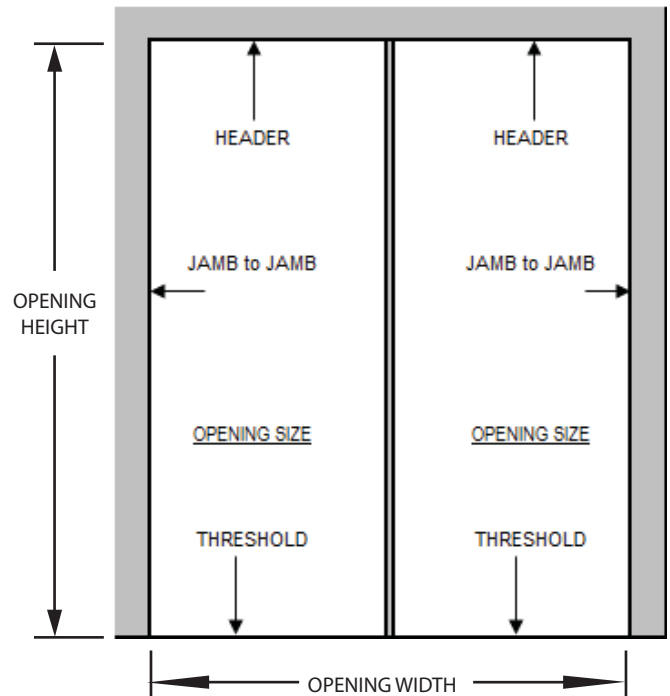
OPTIONS:

____ HINGE EXPANDER STYLE *Hinge Expander is standard.*

____ PRE-HUNG (Add \$45.00 to list for each door)

(Outside looking in) _____ OX (Right Door Active)
_____ XO (Left Door Active)

- SCREEN MESH:
- ____ BetterVue (Standard)
 - ____ Fiberglass Mesh
 - ____ UltraVue
 - ____ ALUMINUM WIRE (Brite)
 - ____ ALUMINUM WIRE (Charcoal)
 - ____ Suntex 80%
 - ____ Suntex 90%
 - ____ Pet Screen
 - ____ Tuff Screen
 - ____ Sunscreen
 - ____ Super Solar
 - ____ 20x30 Insect
 - ____ Brite Bronze



Special notes: _____

Standard Size Tolerances
Opening Size
(Each Door Leaf)

| Size | Opening Width | Opening Height |
|-----------|--------------------|--------------------|
| 30" X 80" | 29-3/4" to 30-5/8" | 79-3/4" to 81-1/4" |
| 32" X 80" | 31-3/4" to 32-5/8" | 79-3/4" to 81-1/4" |
| 36" X 80" | 35-3/4" to 36-5/8" | 79-3/4" to 81-1/4" |

Contact Factory for Size Limitations

