




TRU-FRAME®
A name you can build on.

ALUMINUM GREENHOUSE WINDOW



RUGGED WELDED FRAME

Virtually indestructable, stronger, carries more weight.

EASY-OPENING SIDE VENTS

Sash balances allow for easy fingertip operation

SECURITY LOCKS

To keep the side vents closed and safe when required

ROUNDED CORNERS

Stronger and safer to have around the house with no protruding edges

CLEAR OUTSIDE VIEW

No bars or obstructions to hinder your view.

FULLY ADJUSTABLE TEMPERED GLASS SHELF

Handles all plant sizes or makes a great display case for your favorite items.

FULLY INSULATED BOTTOM BOARD

Sturdy PVC extruded base... easy to clean, impervious to moisture.

Visit us at www.greenhousewindows.com
for more information



TRU-FRAME®
A name you can build on.

Aluminum Greenhouse Window

PART NO.	NOMINAL SIZE	ROUGH OPENING	FINISHED OPENING	INSIDE DIMENSION	FIN-TO-FIN DIMENSION	LIST PRICE
J13030	3'0" x 3'0"	36" x 36"	35" x 35"	34-1/2" x 34-3/4"	41-1/2" x 39-3/8"	\$1,199.00
J13036	3'0" x 3'6"	36" x 42"	35" x 41"	34-1/2" x 40-3/4"	41-1/2" x 45-3/8"	\$1,246.00
J13039	3'0" x 3'9"	36" x 45"	35" x 44"	34-1/2" x 43-3/4"	41-1/2" x 48-3/8"	\$1,266.00
J13040	3'0" x 4'0"	36" x 48"	35" x 47"	34-1/2" x 46-3/4"	41-1/2" x 51-3/8"	\$1,290.00
J13050	3'0" x 5'0"	36" x 60"	35" x 59"	34-1/2" x 58-3/4"	41-1/2" x 63-3/8"	\$1,386.00
J14030	4'0" x 3'0"	48" x 36"	47" x 35"	46-1/2" x 34-3/4"	53-1/2" x 39-3/8"	\$1,313.00
J14036	4'0" x 3'6"	48" x 42"	47" x 41"	46-1/2" x 40-3/4"	53-1/2" x 45-3/8"	\$1,356.00
J14039	4'0" x 3'9"	48" x 45"	47" x 44"	46-1/2" x 43-3/4"	53-1/2" x 48-3/8"	\$1,370.00
J14040	4'0" x 4'0"	48" x 48"	47" x 47"	46-1/2" x 46-3/4"	53-1/2" x 51-3/8"	\$1,391.00
J14050	4'0" x 5'0"	48" x 60"	47" x 59"	46-1/2" x 58-3/4"	53-1/2" x 63-3/8"	\$1,498.00
J15030	5'0" x 3'0"	60" x 36"	59" x 35"	58-1/2" x 34-3/4"	65-1/2" x 39-3/8"	\$1,534.00
J15036	5'0" x 3'6"	60" x 42"	59" x 41"	58-1/2" x 40-3/4"	65-1/2" x 45-3/8"	\$1,582.00
J15039	5'0" x 3'9"	60" x 45"	59" x 44"	58-1/2" x 43-3/4"	65-1/2" x 48-3/8"	\$1,603.00
J15040	5'0" x 4'0"	60" x 48"	59" x 47"	58-1/2" x 46-3/4"	65-1/2" x 51-3/8"	\$1,622.00
J15050	5'0" x 5'0"	60" x 60"	59" x 59"	58-1/2" x 58-3/4"	65-1/2" x 63-3/8"	\$1,727.00
J16030	6'0" x 3'0"	72" x 36"	71" x 35"	70-1/2" x 34-3/4"	77-1/2" x 39-3/8"	\$1,583.00
J16036	6'0" x 3'6"	72" x 42"	71" x 41"	70-1/2" x 40-3/4"	77-1/2" x 45-3/8"	\$1,627.00
J16039	6'0" x 3'9"	72" x 45"	71" x 44"	70-1/2" x 43-3/4"	77-1/2" x 48-3/8"	\$1,649.00
J16040	6'0" x 4'0"	72" x 48"	71" x 47"	70-1/2" x 46-3/4"	77-1/2" x 51-3/8"	\$1,675.00
J16050	6'0" x 5'0"	72" x 60"	71" x 59"	70-1/2" x 58-3/4"	77-1/2" x 63-3/8"	\$1,781.00

COLORS: Statuary Bronze (■), White (□), Desert Sand (■). Special colors available upon request.

SPECIALS: Rough opening sizes available from 2'0" x 2'0" Minimum to 6'0" x 5'0" Maximum. Minimum rough opening height for units with operable vents is 30".
NOTE: Customs unit cannot be cancelled or returned.

GLASS: Standard glass on Aluminum Green House Window is Low-E2 top panel, all other panels clear. Call Customer Service for special glass options pricing.

SINGLE GLAZED: Subtract 10% from Double Glazed (Insulated) price above.

LEAD TIME: Call Customer Service for current lead times.

NOTES: One adjustable Tempered Glass Shelf is standard. Optional shelves are available. Windows over 6'0" wide, with any glass, have a center mullion. Windows 6'0" wide and under do not have a center mullion.



Support Required:

Support Bracing is STRONGLY recommended on each end of the window. Support brackets are not included on windows under 5'0" width, but can be purchased separately. Brackets are located on page 71 for Aluminum Windows and page 79 for Vinyl Windows.

Support Bracing is REQUIRED on each end of a window 5'0" width or greater & brackets are included (2 each) when window ordered meets or exceeds this width.

Building Codes vary greatly between States and Counties, and R. Lang Company cannot be held liable for knowing a customer's specific regulations or product application. It is up to the builder/contractor/architect to verify products are within compliance before order is placed.



TRU-FRAME®
A name you can build on.

ALUMINUM GREENHOUSE WINDOW ACCESSORIES

PART NO.	DESCRIPTION	STANDARD WINDOW WIDTH	LIST PRICE
TEMPERED GLASS SHELF KITS			
JA3000KS	Tempered Glass Shelf Kit (Standard)	3'0"	\$109.00
JA4000KS	Tempered Glass Shelf Kit (Standard)	4'0"	\$135.00
JA5000KS	Tempered Glass Shelf Kit (Heavy)	5'0"	\$166.00
JA6000KS	Tempered Glass Shelf Kit (Heavy)	6'0"	\$196.00
JA8000KS*	Tempered Glass Shelf Kit	8'0"	\$270.00
SPECIFY COLOR: Statuary Bronze (■), White (□), Desert Sand (■) EXAMPLE: JA5000KSWH for White shelf kit			
KITS INCLUDE: Tempered glass shelf, 2-extruded aluminum shelf supports, 4-shelf clips, installation sheet			
* Tempered glass shelves (2 - 48" shelves), 4-extruded aluminum shelf supports, 8-shelf clips, installation sheet			
Special size tempered glass kits available			
REPLACEMENT SHELF CLIPS			
JA9001NSBR	Shelf Clips - Bronze		\$2.00
JA9001NSAM	Shelf Clips - Almond		\$2.00
JA9001NSWH	Shelf Clips - White		\$2.00
SHELF STANDARDS			
JA9002NSBR	Tempered Glass Shelf Standards - Bronze	36"	\$8.00
JA9002NSAM	Tempered Glass Shelf Standards - Desert Sand	36"	\$8.00
JA9002NSWH	Tempered Glass Shelf Standards - White	36"	\$8.00
TOUCH-UP SPRAY PAINT			
M1150STBR	Greenhouse touch-up spray paint - Bronze	12oz	\$40.00
M1150DS	Greenhouse touch-up spray paint - Desert Sand	12oz	\$43.00
M1150WH	Greenhouse touch-up spray paint - White	12oz	\$40.00
STUCCO MOLDING			
J3118BR	Stucco Molding - Bronze	15' Lengths	\$77.00
J3118DS	Stucco Molding - Desert Sand	15' Lengths	\$77.00
J3118WH	Stucco Molding - White	15' Lengths	\$77.00
J3118AM	Stucco Molding - Almond	15' Lengths	\$77.00
GREENHOUSE WINDOW SUPPORTS (Required for windows 5'0" and wider)			
J1010BR	Support Bracket - Bronze		\$42.50
J1010DS	Support Bracket - Desert Sand		\$42.50
J1010WH	Support Bracket - White		\$42.50
J1010TN	Support Bracket - Tan		\$42.50
ALUMINUM GREENHOUSE DISPLAY			
JDS100BL	Greenhouse Window Display		\$1,500.00 List
	Display includes wrought iron stand, 3'0" x 3'0" greenhouse window, color sign and 100 handout brochures.		

Patent #: D320-682
Patent #: 6,588,146 B1



TRU-FRAME®
A name you can build on.

"J" Series Aluminum Greenhouse Window

Fax Number: 888-526-4329

DATE: _____

DEALER: _____

JOB NAME/PO#: _____

ORDER QUOTE (Check One)

1. **QUANTITY** (Same Specifications): _____

2. **GLAZING** (Insulated Only):

- Standard (Low-E2 top lite, clear front, & sides)
- Special Glass (Please Specify Type):

_____ Top _____ Front _____ Sides

Tempered Glass (All Panels Only)

Call Customer Service for pricing on Special Glass Options.

3. **FRAME DIMENSIONS:**

Standard Frame Sizes (For Special Glazing)

Width _____ x Height _____

Special Frame Sizes (Refer To Diagram At Left)

Please provide where dimensions are taken from:

- Greenhouse Inside Dimension (GID)
- Finished Opening (FO)
- Rough Opening (RO)

Width _____ x Height _____

\$60.00 NET add to next larger size for Special Frame Sizes.

4. **FRAME COLOR:**

- White
- Bronze
- Desert Sand
- Other (Specify): _____

Call Customer Service for pricing on special color options.

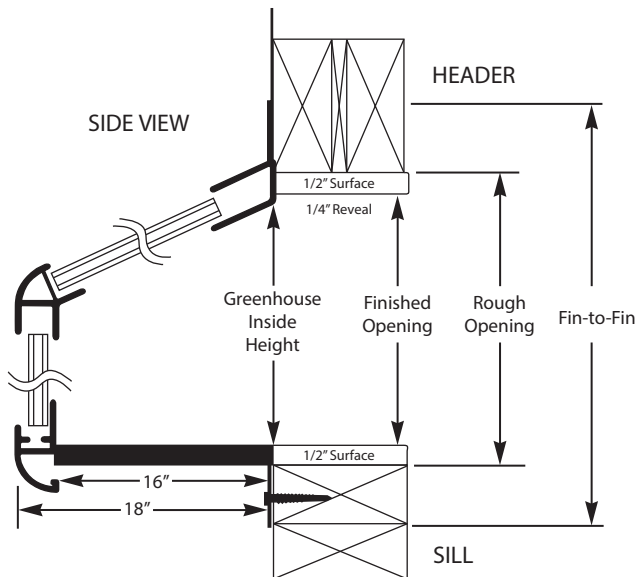
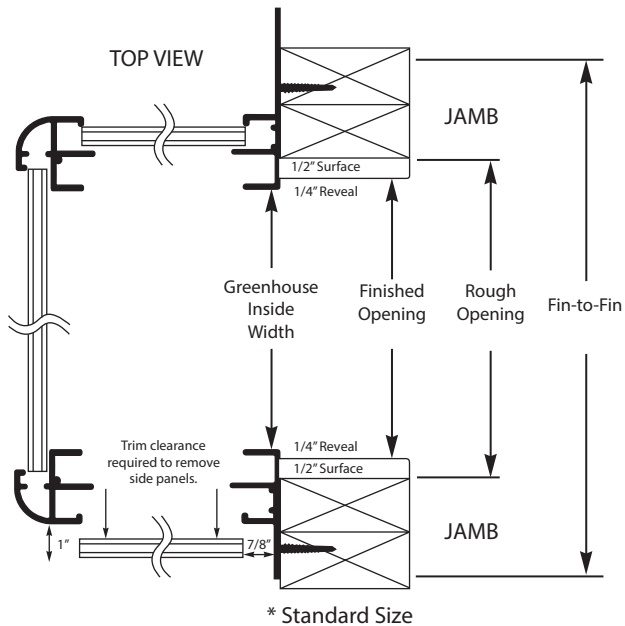
5. **TEMPERED GLASS SHELF:**

- One shelf (Standard)
- Additional shelves (Quantity): _____

I agree to pay in full, within terms, for SPECIAL(s) built to the specifications above. (SPECIALS ARE NON-RETURNABLE).

Authorized Signature

Order Date





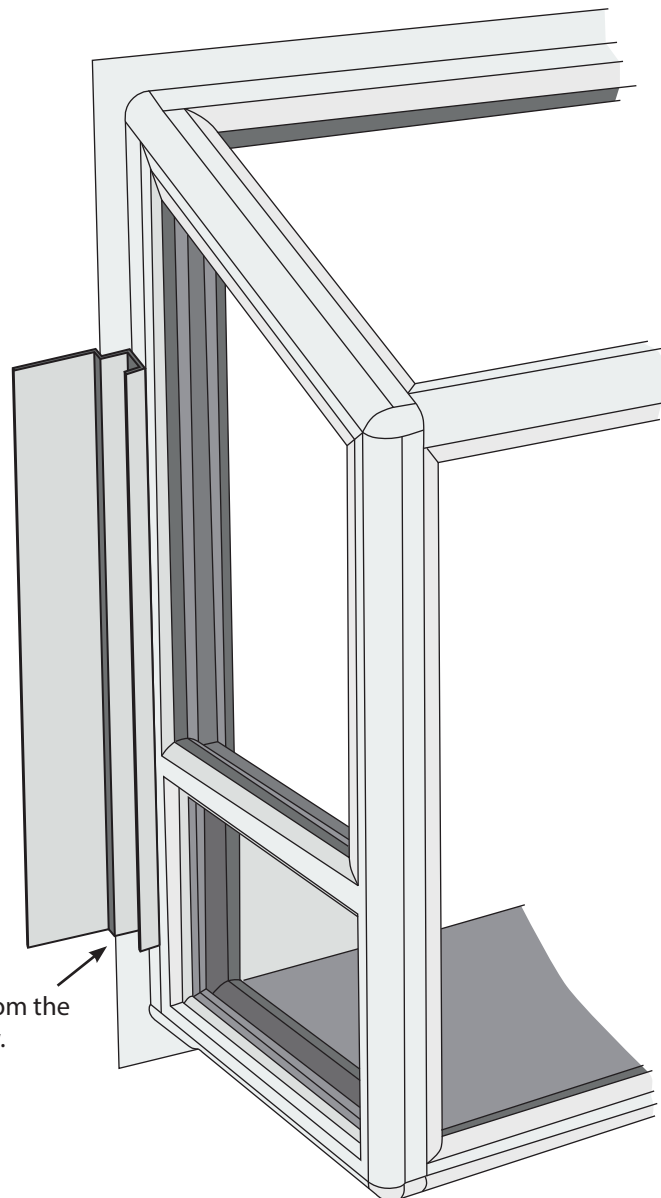
TRU-FRAME®
A name you can build on.

STUCCO MOLDING FOR GREENHOUSE WINDOWS

Part Number: J3118
Length: 15-ft each
Finishes: Bronze Paint
White
Desert Sand



Actual Size



Pocket faces away from the
Greenhouse Window.