




**TRU-FRAME®**  
A name you can build on.


# Protecto Grille

*For the finest screen door protection.*

*Protect screen doors from damage by pets and children with strong, attractive Protecto Grilles from Tru-Frame®. All aluminum construction – will not rust like steel. Available in 30", 36", 48" and 60" sizes for sliding doors, and 30", 32", and 36" for swinging doors.*

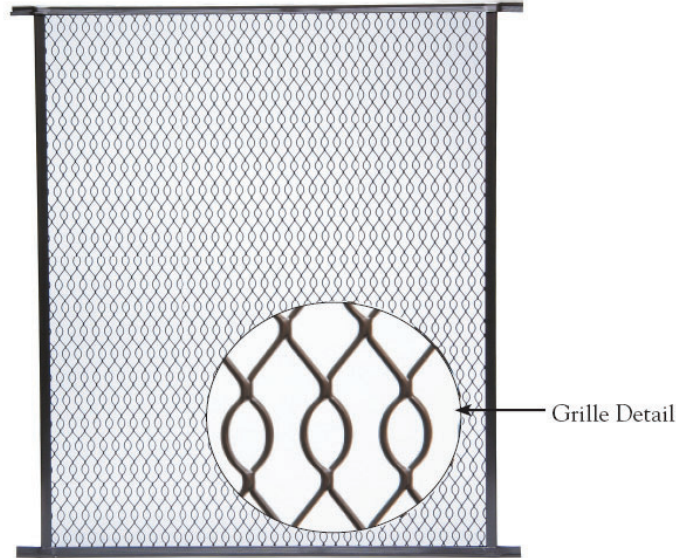


Display rack (shown above) is available. Refer to 'Floor Displays and Hand Samples' section in the front of the Catalog for more information.





**TRU-FRAME®**  
A name you can build on.



PART NO.	DESCRIPTION	Mill Finish Price/Single	Painted Price/Single
ESS##30	30-SS Fits 30" Sliding Door	\$43.50	\$49.50
ESS##36	36-SS Fits 36" Sliding Door	\$47.50	\$55.50
ESS##48	48-SS Fits 48" Sliding Door	\$56.50	\$65.50
ESS##60	60-SS Fits 60" Sliding Door	\$67.50	\$77.00
ESH##30	30-SH Fits 30" Hinged Door	\$36.50	\$44.00
ESH##32	32-SH Fits 32" Hinged Door	\$38.00	\$45.00
ESH##36	36-SH Fits 36" Hinged Door	\$40.00	\$47.50

PART NO.	DESCRIPTION		
EDS100BL	Display Rack with Sign (Holds up to 48 Grilles)		\$420.00
EDS101	Display Sign Only		\$60.00

**PACKAGING:** See [Packaging Chart](#) located in "Shipping Terms and Conditions" to calculate Packaging Fees for orders shipping Common Carrier.

**SPECIALS:** Add \$20.00 to list price for next largest size for custom size grilles.

**NOTE:** ESS = Sliding Door Grilles Height 33 3/4"  
ESH = Hinged Door Grilles Height 24"

**Available finishes:** Mill Finish (▨▨▨)

**## Painted Finishes:** Statuary Bronze (■), Champagne Beige (■), Desert Sand (■), White (□)



**TRU-FRAME®**  
A name you can build on.

ORDER  QUOTE  (Check One)

**Special Size Pet Grille (Sliding Door Grille) Order Form**  
**Fax Number: 888-526-4329**

DATE: \_\_\_\_\_

DEALER: \_\_\_\_\_

JOB NAME/PO#: \_\_\_\_\_

Completed by: \_\_\_\_\_

**ESS** (Sliding Door Grille) Standard Grille Height = 33-1/2"

Quantity \_\_\_\_\_


Color: White \_\_\_\_\_ Bronze \_\_\_\_\_ Mill Finish \_\_\_\_\_ Desert Sand \_\_\_\_\_ Champagne Beige \_\_\_\_\_

Special Paint (specify color) \_\_\_\_\_

**HEIGHT** \_\_\_\_\_

(used for grilles shorter than standard height)

Max height: 33-1/2" TAB-to-TAB



Special Size = Net Door Size minus 1/4" for TAB-to-TAB size

**WIDTH** \_\_\_\_\_

Example: Standard size ESSWH36 = 35-3/4" TAB-to-TAB width.  
Actual Grille Size = W 32-3/4" x H 33" (without tabs).

Max width: 59-1/2" TAB-to-TAB





**TRU-FRAME®**  
A name you can build on.

ORDER  QUOTE  (Check One)

**Special Size Pet Grille (Hinge Door Grille) Order Form**  
**Fax Number: 888-526-4329**

DATE: \_\_\_\_\_

DEALER: \_\_\_\_\_

JOB NAME/PO#: \_\_\_\_\_

Completed by: \_\_\_\_\_

**ESH** (Hinge Door Grille) Standard Grille Height = 24-5/8"


Quantity \_\_\_\_\_

Color: White \_\_\_\_\_ Bronze \_\_\_\_\_ Mill Finish \_\_\_\_\_ Desert Sand \_\_\_\_\_ Champagne Beige \_\_\_\_\_

Special Paint (*specify color*) \_\_\_\_\_

**HEIGHT** \_\_\_\_\_  
(used for grilles shorter than standard height)

Max height: 24" TAB-to-TAB



Special Size = Net Door Size minus 1" for TAB-to-TAB size

**WIDTH** \_\_\_\_\_

Example: Standard size ESHWH36 = 35" TAB-to-TAB width.  
Actual Grille Size = W 30-3/8" x H 23-5/8" (without tabs).

Max width: 32-1/2" TAB-to-TAB