




TRU-FRAME®
A name you can build on.


Protecto Grille

For the finest screen door protection.

Protect screen doors from damage by pets and children with strong, attractive Protecto Grilles from Tru-Frame®. All aluminum construction – will not rust like steel. Available in 30", 36", 48" and 60" sizes for sliding doors, and 30", 32", and 36" for swinging doors.

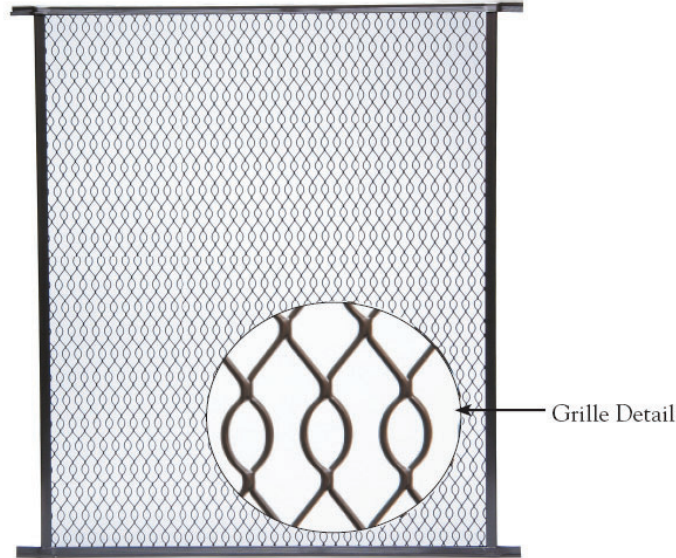


Display rack (shown above) is available. Refer to 'Floor Displays and Hand Samples' section in the front of the Catalog for more information.





TRU-FRAME®
A name you can build on.



PART NO.	DESCRIPTION	Mill Finish Price/Single	Painted Price/Single
ESS##30	30-SS Fits 30" Sliding Door	\$47.50	\$54.00
ESS##36	36-SS Fits 36" Sliding Door	\$52.00	\$60.50
ESS##48	48-SS Fits 48" Sliding Door	\$61.50	\$71.50
ESS##60	60-SS Fits 60" Sliding Door	\$73.50	\$84.00
ESH##30	30-SH Fits 30" Hinged Door	\$40.00	\$48.00
ESH##32	32-SH Fits 32" Hinged Door	\$41.50	\$49.00
ESH##36	36-SH Fits 36" Hinged Door	\$43.50	\$52.00

PART NO.	DESCRIPTION		
EDS100BL	Display Rack with Sign (Holds up to 48 Grilles)		\$420.00
EDS101	Display Sign Only		\$60.00

PACKAGING: See [Packaging Chart](#) located in "Shipping Terms and Conditions" to calculate Packaging Fees for orders shipping Common Carrier.

SPECIALS: Add \$30.00 to list price for next largest size for custom size grilles.

NOTE: ESS = Sliding Door Grilles Height 33 3/4"
ESH = Hinged Door Grilles Height 24"

Available finishes: Mill Finish (▨)

Painted Finishes: Statuary Bronze (■), Champagne Beige (■), Desert Sand (■), White (□)



TRU-FRAME®
A name you can build on.

ORDER QUOTE (Check One)

Special Size Pet Grille (Sliding Door Grille) Order Form
Fax Number: 888-526-4329

DATE: _____

DEALER: _____

JOB NAME/PO#: _____

Completed by: _____

ESS (Sliding Door Grille) Standard Grille Height = 33-1/2"

Quantity _____


Color: White _____ Bronze _____ Mill Finish _____ Desert Sand _____ Champagne Beige _____

Special Paint (specify color) _____

HEIGHT _____

(used for grilles shorter than standard height)

Max height: 33-1/2" TAB-to-TAB



Special Size = Net Door Size minus 1/4" for TAB-to-TAB size

WIDTH _____

Example: Standard size ESSWH36 = 35-3/4" TAB-to-TAB width.
Actual Grille Size = W 32-3/4" x H 33" (without tabs).

Max width: 59-1/2" TAB-to-TAB



TRU-FRAME®
A name you can build on.

ORDER QUOTE (Check One)

Special Size Pet Grille (Hinge Door Grille) Order Form
Fax Number: 888-526-4329

DATE: _____

DEALER: _____

JOB NAME/PO#: _____

Completed by: _____

ESH (Hinge Door Grille) Standard Grille Height = 24-5/8"


Quantity _____

Color: White _____ Bronze _____ Mill Finish _____ Desert Sand _____ Champagne Beige _____

Special Paint (*specify color*) _____

HEIGHT _____
(used for grilles shorter than standard height)

Max height: 24" TAB-to-TAB



Special Size = Net Door Size minus 1" for TAB-to-TAB size

WIDTH _____

Example: Standard size ESHWH36 = 35" TAB-to-TAB width.
Actual Grille Size = W 30-3/8" x H 23-5/8" (without tabs).

Max width: 32-1/2" TAB-to-TAB