



TRU-FRAME®
A name you can build on.

TRU-FRAME®
SECURITY SCREEN DOOR
V I E W G U A R D™



TRU-FRAME®
A name you can build on.



The Key To Security Is Within Your Reach



TRU-FRAME®
A name you can build on.

VIEWGUARD™ SECURITY DOOR - C614

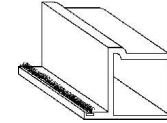


PART NO.	Outside Frame Size Max Opening Size	36" x 84" 32" x 82"	36" x 98" 32" x 96"	42" x 84" 38" x 82"	42" x 98" 38" x 96"	48" x 84" 44" x 82"	48" x 98" 44" x 96"
C614BA	Bronze Anodized	\$2,282.00	\$2,579.00	\$2,329.50	\$2,627.50	\$2,838.00	\$3,020.00
C614WH	White Paint	\$2,221.50	\$2,504.00	\$2,262.00	\$2,545.50	\$2,767.00	\$2,934.50

Pre-Hung Heavy-Duty Security Door (Surface Mount Only)


4-5/8" x 1-3/8" x .093 Extruded Aluminum Tubular Door Stiles
1-7/8" x 1-9/16" x .093 Extruded Aluminum 3-Sided Surround

316 Series Stainless Steel Mesh - 12 x 12 x .032
Continuous geared hinge runs full length of door stiles



Outside Surround Frame
See Detail on Next Page

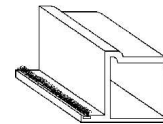
VIEWGUARD™ FRENCH SECURITY DOOR - C634



PART NO.	Outside Frame Size Max Opening Size	72" x 84" 68" x 82"	72" x 98" 68" x 96"	84" x 84" 80" x 82"	84" x 98" 80" x 96"	96" x 84" 92" x 82"	96" x 98" 92" x 96"
C634BA	Bronze Anodized	\$4,472.50	\$5,055.00	\$4,566.00	\$5,150.00	\$5,562.50	\$5,919.00
C634WH	White Paint	\$4,354.00	\$4,908.00	\$4,433.50	\$4,989.00	\$5,423.50	\$5,751.50

Pre-Hung Heavy-Duty French Security Door (Surface Mount Only)

Includes 2 Viewguard™ Doors (Above) and complete
3-Sided Surround Frame & Astragal for French Door Application.
Specify OX or XO (Outside Looking In)
Some field assembly is required - Lock/knob NOT included.



Outside Surround Frame
See Detail on Next Page

SPECIALS:

All Viewguard™ Doors are built to order and as such are considered Custom. Custom orders cannot be cancelled or returned.
Maximum outside surround size 48" X 98" (opening 44" X 96") on Viewguard™ Security Door.
All Viewguard™ Doors come with Surround Frame installed on Top & Sides (see Detail Next Page).
For a '4 Sided Surround' (bottom included) add \$40 List up to 48" x 98" and \$80 List up to 96" x 98".
Custom paint colors are available, call factory for pricing.
Single Doors over over 98" tall add \$250 to list price. French doors over 98" tall add \$500 to list price.

HARDWARE:

Hardware shall be aluminum, stainless steel, or other non-corrosive material compatible with aluminum.
Locking Hardware and closer are not included with this door.

OPTIONS:

Heavy-duty pneumatic door closer, with a 1-1/2" diameter tube, is available.
Doors are prepped for a 2-1/8" lock set hole size, to accept a standard handle and lock set (**sold separately**).
We offer a variety of door handles and dead bolts. See next page for additional door components.

PACKAGING:

Viewguard™ Security Doors are packaged individually with top, side & bottom cardboard trays.

Visit Truframesecurityproducts.com for
Customer installed photos featuring our
entire line of Security Products.

YouTube: @TruFrameBuilding Products
Instagram: @viewguardsecurity



SCREENING:

High Tensil Security Mesh. 316 Series Stainless Steel Marine Grade, .032 wire diameter woven in a 12 x 12 mesh & powder coated for additional corrosion protection.



TRU-FRAME®
A name you can build on.

PART NO. DESCRIPTION FINISH LIST PRICE

STANDARD KNOBS/DEADBOLTS



C6300PB	Kwikset Security - Polo	Polished Brass	\$69.00
C6300SN	Kwikset Security - Polo	Satin Nickel	\$93.50
C6400PB	Kwikset Security Grade 3 Deadbolt	Polished Brass	\$71.00
C6400SN	Kwikset Security Grade 3 Deadbolt	Satin Nickel	\$83.00

HEAVY DUTY KNOBS/DEADBOLTS



** Indicates
'Smart Key' Enabled

C6350PB **	Kwikset Maximum Security - Cameron	Polished Brass	\$114.00
C6350SN **	Kwikset Maximum Security - Cameron	Satin Nickel	\$149.50
C6450PB **	Kwikset Max Security Grade 2 Deadbolt	Polished Brass	\$145.00
C6450SN **	Kwikset Max Security Grade 2 Deadbolt	Satin Nickel	\$166.50

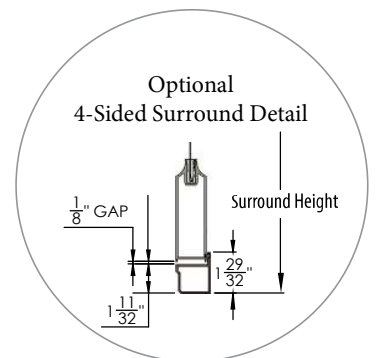
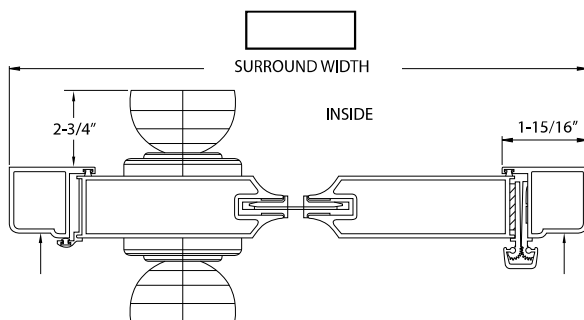
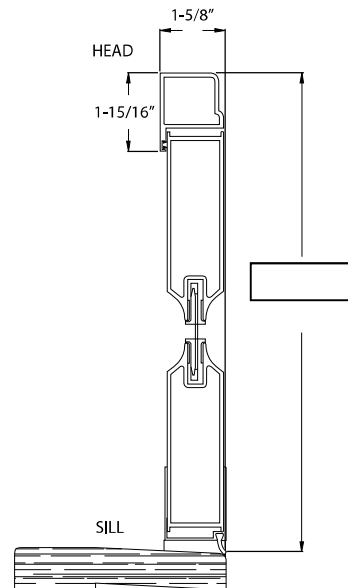
ALUMINUM THRESHOLDS

C6145BL38	Aluminum Door Threshold 38" Length	Black Anodized Only	\$43.50
C6145BL74	Aluminum Door Threshold 74" Length	Black Anodized Only	\$84.50

Viewguard™ Surround Detail

The Viewguard™ is a surface mount door. 3-Sided Surround is standard. A 4-Sided Surround is available (extra charge). Please use illustrations below to help determine exact size required.

Order forms for the Viewguard™ are located at the back of Section-C or can be found along with additional drawings, brochures and installation instructions for any of our products at:
www.Truframe.com/catalog





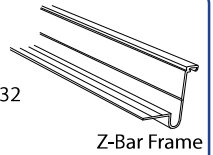
TRU-FRAME®
A name you can build on.



TruView - C654 - Pre-Hung

Bronze Anodized		-	\$1,639.50
White Paint		-	\$1,578.00


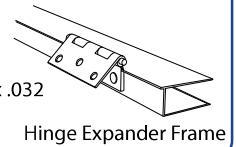
Pre-Hung Z-Bar Style TruView Security Door
3" x 1" x .062" Extruded Aluminum
316 Series Stainless Steel Mesh - 12 x 12 x .032
Stainless Steel Hinges (3)
Specify hinge side, LH or RH



TruView - C654H - Hinge Expander

Bronze Anodized	-	\$1,609.00
White Paint	-	\$1,537.50

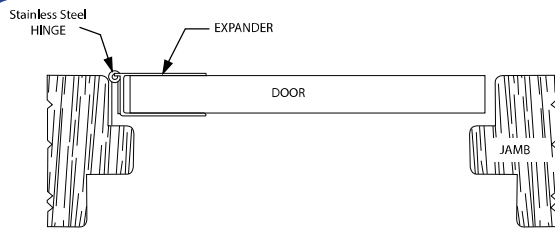
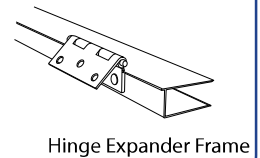
Hinge Expander Style Security Door
316 Series Stainless Steel Mesh - 12 x 12 x .032
3" x 1" x .062" Extruded Aluminum
Stainless Steel Hinges (3)



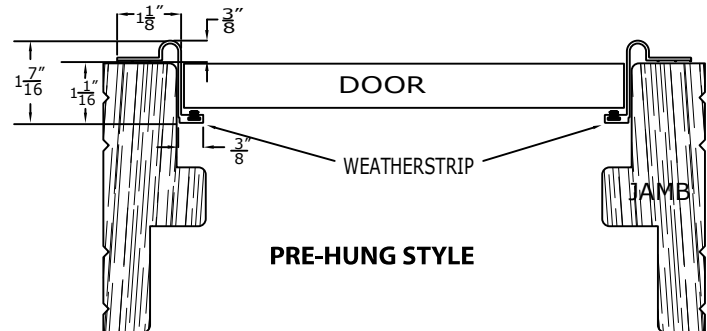
TruView FRENCH - C674

Bronze Anodized		\$3,336.50
White Paint		\$3,211.00

Hinge Expander TruView Security Door French Set
3" x 1" x .062" Extruded Aluminum
316 Series Stainless Steel - 12 x 12 x .032
Security Doors with Astragal Kit
Stainless Steel Hinges (3)



HINGE EXPANDER STYLE



PRE-HUNG STYLE

SPECIALS:

Up to 37" width or 81" height, add \$75.00 per door to list price (\$150 for pairs).
Over 37" width or 81" height, add \$120 per door to list price (\$240 for pairs).
Maximum opening size on TruView Security doors 48" x 96".
Charge to relocate hardware \$30.00 per door added to list price.
Special Colors are Available - Contact Customer Service for Quote.
Custom orders cannot be cancelled or returned.

SCREENING:

High Tensil Security Mesh. 316 Series Stainless Steel Marine Grade, .032 wire diameter woven in a 12 x 12 mesh & powder coated for additional corrosion protection.

HARDWARE:

Hardware includes security lock with keyed deadbolt, thumb-turn cylinder, pneumatic closer, wind safety chain and installation screws.

PACKAGING:

Security doors are packaged with top and bottom cardboard trays. See [Packaging Chart](#) located in "Shipping Terms and Conditions" to calculate Packaging Fees for orders shipping Common Carrier.

Opening Sizes for Standard Size Tru-View Doors

Stock Size	Hinge Expander Style	Pre Hung Style
	Fits Opening Width	Fits Opening Width
30" x 80"	29-7/8" to 30-5/8"	29-7/8" to 30-1/4"
32" x 80"	31-7/8" to 32-5/8"	31-7/8" to 32-1/4"
36" x 80"	35-7/8" to 36-5/8"	35-7/8" to 36-1/4"

NOTE: All fit an Opening Height of 79-3/4" to 81-1/4".
See Page 16 For Details on Installation and Hardware





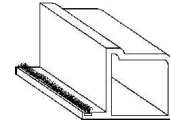
TRU-FRAME® A name you can build on.




TRU-VIEW™ SURFACE - C664

PART NO.	Max Surround Size Max Opening Size	36" x 82" 32" x 80"	36" x 98" 32" x 96"	42" x 82" 38" x 80"	42" x 98" 38" x 96"	48" x 82" 44" x 80"	48" x 98" 44" x 96"
C664BA	Bronze Anodized	\$1,838.50	\$2,078.50	\$1,869.50	\$2,112.50	\$2,315.00	\$2,407.50
C664WH	White Paint	\$1,776.50	\$2,008.00	\$1,803.00	\$2,036.50	\$2,239.50	\$2,329.00

Heavy-Duty Security Door (Surface Mount Only)
 Specify hinge side, LH or RH
 3" x 1" x .062" Extruded Aluminum Door Frame
 1-7/8" x 1-9/16" x .093 Extruded Aluminum 3-Sided Surround
 316 Series Stainless Steel Mesh - 12 x 12 x .032
 Stainless Steel Hinges (3)



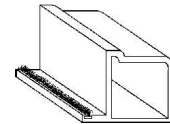
Outside Surround Frame



TRU-VIEW™ SURFACE FRENCH DOOR - C668

PART NO.	Max Surround Size Max Opening Size	72" x 82" 68" x 80"	72" x 98" 68" x 96"	84" x 82" 80" x 80"	84" x 98" 80" x 96"	96" x 82" 92" x 80"	96" x 98" 92" x 96"
C668BA	Bronze Anodized	\$3,732.00	\$4,219.50	\$3,795.00	\$4,288.50	\$4,699.50	\$4,887.00
C668WH	White Paint	\$3,606.50	\$4,076.00	\$3,660.00	\$4,134.00	\$4,546.00	\$4,728.00

Heavy-Duty French Security Door (Surface Mount Only)
 Includes 2 Tru-View™ Surface Security Doors (Above) and complete 3-Sided Surround Frame & Astragal for French Door Application.
 Specify OX or XO (Outside Looking In. **Some field assembly is required.**)



Outside Surround Frame

SPECIALS:

All Tru-View™ Surface Security Doors are built to order and as such are considered Custom.
Custom orders cannot be cancelled or returned.

Maximum outside surround size 48" X 98" (opening 44" X 96") on Tru-View™ Surface™ Security Door.
 All Tru-View™ Surface Security Doors come with Surround Frame installed on Top & Sides.
 For a 4-Sided Surround (bottom included) add \$40 List up to 48" x 98" and \$80 List up to 96" x 98".

Custom paint colors are available, call factory for pricing.

HARDWARE:

Hardware includes a Deluxe Security Lock with Keyed-Deadbolt, Thumb-Turn Cylinder and Installation screws.

OPTIONS:

Heavy-Duty Pneumatic Door Closer, with a 1-1/2" diameter tube, is available as an option.

PACKAGING:

Tru-View™ Surface Security Doors are packaged individually with top, side & bottom cardboard trays.
 See [Packaging Chart](#) located in "Shipping Terms and Conditions" to calculate Packaging Fees for orders shipping Common Carrier



SCREENING:

High Tensil Security Mesh. 316 Series Stainless Steel Marine Grade, .032 wire diameter woven in a 12 x 12 mesh & powder coated for additional corrosion protection.

Visit Truframesecurityproducts.com for Customer installed photos featuring our entire line of Security Products.



TRU-FRAME®
A name you can build on.



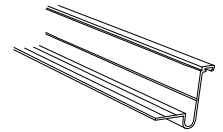
TRU-FRAME® - C514

Bronze Anodized  - \$940.00

White Paint  - \$856.00

Pre-Hung Z-Bar Style Security Door

3" x 1" x .062" Extruded Aluminum
Amplimesh Grille with Charcoal Aluminum Wire
Specify hinge side, LH or RH
Stainless Steel Hinges (3)



Z-Bar Frame

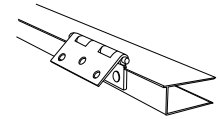
TRU-FRAME® - C514H

Bronze Anodized  - \$884.00

White Paint  - \$801.50

Hinge Expander Style Security Door

3" x 1" x .062" Extruded Aluminum
Amplimesh Grille with Charcoal Aluminum Wire
Stainless Steel Hinges (3)



Hinge Expander Style



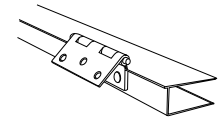
TRU-FRAME® FRENCH - C534

Bronze Anodized  - \$1,913.00

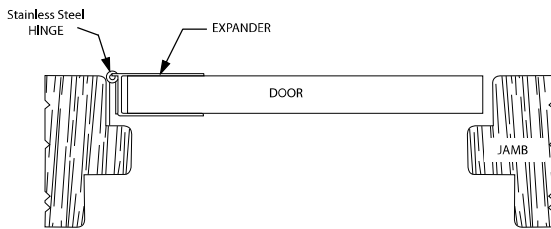
White Paint  - \$1,742.00

Hinge Expander Style French Doors

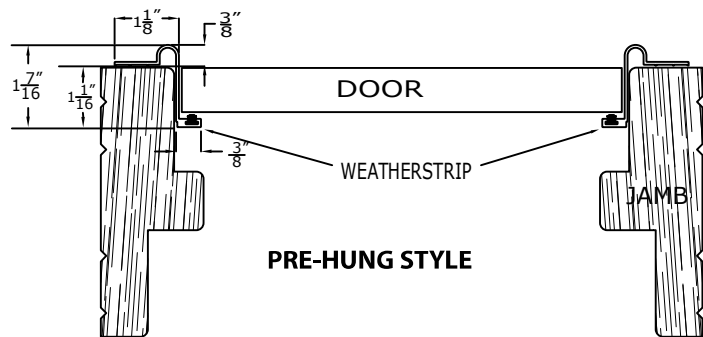
3" x 1" x .062" Extruded Aluminum
Amplimesh Grille with Charcoal Aluminum Wire
Security Doors with Astragal Kit
Stainless Steel Hinges (3)



Hinge Expander Style Frame



HINGE EXPANDER STYLE



PRE-HUNG STYLE

STANDARD SIZES:

36" x 80" - 32" x 80" - 30" x 80"

SPECIALS:

Up to 42" width or 84" height, add \$75.00 per door list price (\$150 for pairs)
Over 42" width or 84" height, add \$120.00 per door to list price (\$240 for pairs)
Maximum opening size on Tru-Frame® Security doors 48" x 96".
Charge to relocate hardware, add \$30.00 per door to list price.
Special Colors are Available - Contact Customer Service for Quote
Custom orders cannot be cancelled or returned.

Opening Sizes for Standard Size Tru-Frame® Doors

Stock Size	Hinge Expander Style		Pre Hung Style	
	Fits Opening Width		Fits Opening Width	
30" x 80"	29-7/8" to 30-5/8"		29-7/8" to 30-1/4"	
32" x 80"	31-7/8" to 32-5/8"		31-7/8" to 32-1/4"	
36" x 80"	35-7/8" to 36-5/8"		35-7/8" to 36-1/4"	

NOTE: All fit an Opening Height of 79-3/4" to 81-1/4".
See Page 16 For Details on Installation and Hardware

SCREENING:

Charcoal aluminum screening. (Additional screen materials available as special order).

HARDWARE:

Hardware includes deluxe security lock with keyed deadbolt, thumb-turn cylinder, pneumatic closer, wind safety chain and installation screws.

PACKAGING:

Security doors are packaged with top and bottom cardboard trays.
See Packaging Chart located in "Shipping Terms and Conditions" to calculate Packaging Fees for orders shipping Common Carrier.



TRU-FRAME®
A name you can build on.

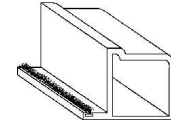


TRU-FRAME® SURFACE - C564

PART NO.	Max Surround Size Max Opening Size	36" x 82" 32" x 80"	36" x 98" 32" x 96"	42" x 82" 38" x 80"	42" x 98" 38" x 96"	48" x 82" 44" x 80"	48" x 98" 44" x 96"
C564BA	Bronze Anodized	\$1190.00	\$1411.50	\$1319.00	\$1460.50	\$1406.50	\$1514.50
C564WH	White Paint	\$1077.00	\$1290.50	\$1200.50	\$1336.00	\$1286.50	\$1448.00

Heavy-Duty Security Door (Surface Mount Only)
Specify hinge side, LH or RH
3" x 1" x .062" Extruded Aluminum Door Frame
1-7/8" x 1-9/16" x .093 Extruded Aluminum 3-Sided Surround

Amplimesh Grille with Charcoal Aluminum Wire
Stainless Steel Hinges (3)



Outside Surround Frame

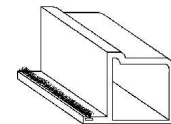


TRU-FRAME® SURFACE FRENCH DOOR - C568

PART NO.	Max Surround Size Max Opening Size	72" x 82" 68" x 80"	72" x 98" 68" x 96"	84" x 82" 80" x 80"	84" x 98" 80" x 96"	96" x 82" 92" x 80"	96" x 98" 92" x 96"
C568BA	Bronze Anodized	\$2201.50	\$2611.50	\$2440.00	\$2702.00	\$2602.00	\$2802.00
C568WH	White Paint	\$1992.50	\$2387.50	\$2221.00	\$2471.50	\$2380.00	\$2679.00

Heavy-Duty French Security Door (Surface Mount Only)

Includes Tru-Frame® Surface Security Doors (Above) and complete 3-Sided Surround Frame & Astragal for French Door Application.
Specify OX or XO (Outside Looking In).
Some field assembly is required.



Outside Surround Frame

SPECIALS:

All Tru-Frame® Surface Security Doors are built to order and as such are considered Custom.
Custom orders cannot be cancelled or returned.

Maximum outside surround size 48" X 98" (opening 44" X 96") on Tru-Frame® Surface™ Security Door.
All Tru-Frame® Surface Security Doors come with Surround Frame installed on Top & Sides.
For a 4-Sided Surround¹ (bottom included) add \$40 List up to 48" x 98" and \$80 List up to 96" x 98".

Custom paint colors are available, call factory for pricing.

SCREENING:

Amplimesh Grille with Charcoal Aluminum Wire. (Additional screen materials available as special order).

HARDWARE:

Hardware includes a Deluxe Security Lock with Keyed-Deadbolt, Thumb-Turn Cylinder and Installation Screws.

OPTIONS:

Heavy-Duty Pneumatic Door Closer, with a 1-1/2" diameter tube, is available as an option.

PACKAGING:

Tru-Frame® Surface Security Doors are packaged individually with top, side & bottom cardboard trays.
See [Packaging Chart](#) located in "Shipping Terms and Conditions" to calculate Packaging Fees for orders shipping Common Carrier.

Visit Truframesecurityproducts.com
for Customer installed photos featuring
our entire line of Security Products.



TRU-FRAME®
A name you can build on.

Stainless Steel Security Mesh System

ITEM NUMBER	NOMINAL SIZE	OUTSIDE FRAME DIMENSION UP TO	FINISHED OPENING UP TO	DOUBLE / SINGLE DOOR	COLOR	LIST PRICE
C774BA6080OX or XO	5'0" x 6'8"	64" x 84"	60" x 80"	Double Door / Stainless	Bronze Anod	\$4,599.00
C774BA7280OX or XO	6'0" x 6'8"	76" x 84"	72" x 80"	Double Door / Stainless	Bronze Anod	\$4,693.00
C774BA7296OX or XO	6'0" x 8'0"	76" x 100"	72" x 96"	Double Door / Stainless	Bronze Anod	\$5,255.00
C774BA9680OX or XO	8'0" x 6'8"	100" x 84"	96" x 80"	Double Door / Stainless	Bronze Anod	\$6,077.50
C774BA9696OX or XO	8'0" x 8'0"	100" x 100"	96" x 96"	Double Door / Stainless	Bronze Anod	\$6,239.50
C774WH6080OX or XO	5'0" x 6'8"	64" x 84"	60" x 80"	Double Door / Stainless	White Paint	\$4,311.00
C774WH7280OX or XO	6'0" x 6'8"	76" x 84"	72" x 80"	Double Door / Stainless	White Paint	\$4,391.50
C774WH7296OX or XO	6'0" x 8'0"	76" x 100"	72" x 96"	Double Door / Stainless	White Paint	\$4,916.50
C774WH9680OX or XO	8'0" x 6'8"	100" x 84"	96" x 80"	Double Door / Stainless	White Paint	\$5,724.00
C774WH9696OX or XO	8'0" x 8'0"	100" x 100"	96" x 96"	Double Door / Stainless	White Paint	\$5,858.00
C754BA6080OX or XO	5'0" x 6'8"	64" x 84"	60" x 80"	Single Door / Stainless	Bronze Anod	\$2,909.50
C754BA7280OX or XO	6'0" x 6'8"	76" x 84"	72" x 80"	Single Door / Stainless	Bronze Anod	\$2,963.50
C754BA7296OX or XO	6'0" x 8'0"	76" x 100"	72" x 96"	Single Door / Stainless	Bronze Anod	\$3,262.00
C754BA9680OX or XO	8'0" x 6'8"	100" x 84"	96" x 80"	Single Door / Stainless	Bronze Anod	\$3,661.00
C754BA9696OX or XO	8'0" x 8'0"	100" x 100"	96" x 96"	Single Door / Stainless	Bronze Anod	\$3,762.00
C754WH6080OX or XO	5'0" x 6'8"	64" x 84"	60" x 80"	Single Door / Stainless	White Paint	\$2,697.00
C754WH7280OX or XO	6'0" x 6'8"	76" x 84"	72" x 80"	Single Door / Stainless	White Paint	\$2,743.00
C754WH7296OX or XO	6'0" x 8'0"	76" x 100"	72" x 96"	Single Door / Stainless	White Paint	\$3,015.00
C754WH9680OX or XO	8'0" x 6'8"	100" x 84"	96" x 80"	Single Door / Stainless	White Paint	\$3,406.50
C754WH9696OX or XO	8'0" x 8'0"	100" x 100"	96" x 96"	Single Door / Stainless	White Paint	\$3,488.00

Special Size Only:

NOTE: SLIDING SECURITY SCREEN DOORS CANNOT BE CANCELLED OR RETURNED. ALL SLIDING SECURITY SCREEN DOORS ARE BUILT TO ORDER SPECIFICATIONS. Verify all dimensions before submitting order - Signed Confirmations will be REQUIRED before factory begins processing any orders for Sliding Security Screen Doors.

Frame Colors / Options:

Bronze Anodized and White Paint are standard. Special colors are available
BA = Bronze Anodized WH = White Paint SP = Special

Hardware:

Standard locking system is a Secure 2-Point Inside Lever Lock with Black Pull Handles.

Heavy-duty adjustable wheel system (4 each per door) w/all Stainless Components.
The stationary panel contains no hardware. Non-operating handle can be added for \$70.00 list.

Packaging:


All Assembled Sliders come encased in 2x4 crate - eases transportation to job site. KD Kits available; Door panels are complete - track system is pre-drilled for quick assembly.

Samples:


Free standing 48" x 46" Door Display with 2-Point locking system is available
Double Door Sample (WH): \$1132 List Price. Single Door Sample (WH): \$871 List Price.

Screening:

High Tensil Security Mesh. 316 Series Stainless Steel Marine Grade, .032 wire diameter woven in a 12 x 12 mesh & powder coated for additional corrosion protection.



Double Door



Single Door





TRU-FRAME®
A name you can build on.

Amplimesh Screen System

ITEM NUMBER	NOMINAL SIZE	OUTSIDE FRAME DIMENSION UP TO	FINISHED OPENING UP TO	DOUBLE / SINGLE DOOR	COLOR	LIST PRICE
C734BA6080OX or XO	5'0" x 6'8"	64" x 84"	60" x 80"	Double Door / Amplimesh	Bronze Anod	\$2,882.50
C734BA7280OX or XO	6'0" x 6'8"	76" x 84"	72" x 80"	Double Door / Amplimesh	Bronze Anod	\$2,967.00
C734BA7296OX or XO	6'0" x 8'0"	76" x 100"	72" x 96"	Double Door / Amplimesh	Bronze Anod	\$3,100.50
C734BA9680OX or XO	8'0" x 6'8"	100" x 84"	96" x 80"	Double Door / Amplimesh	Bronze Anod	\$3,132.50
C734BA9696OX or XO	8'0" x 8'0"	100" x 100"	96" x 96"	Double Door / Amplimesh	Bronze Anod	\$3,266.00
C734WH6080OX or XO	5'0" x 6'8"	64" x 84"	60" x 80"	Double Door / Amplimesh	White Paint	\$2,529.00
C734WH7280OX or XO	6'0" x 6'8"	76" x 84"	72" x 80"	Double Door / Amplimesh	White Paint	\$2,593.00
C734WH7296OX or XO	6'0" x 8'0"	76" x 100"	72" x 96"	Double Door / Amplimesh	White Paint	\$2,696.00
C734WH9680OX or XO	8'0" x 6'8"	100" x 84"	96" x 80"	Double Door / Amplimesh	White Paint	\$2,724.00
C734WH9696OX or XO	8'0" x 8'0"	100" x 100"	96" x 96"	Double Door / Amplimesh	White Paint	\$2,826.00
C714BA6080OX or XO	5'0" x 6'8"	64" x 84"	60" x 80"	Single Door / Amplimesh	Bronze Anod	\$2,087.00
C714BA7280OX or XO	6'0" x 6'8"	76" x 84"	72" x 80"	Single Door / Amplimesh	Bronze Anod	\$2,136.00
C714BA7296OX or XO	6'0" x 8'0"	76" x 100"	72" x 96"	Single Door / Amplimesh	Bronze Anod	\$2,224.00
C714BA9680OX or XO	8'0" x 6'8"	100" x 84"	96" x 80"	Single Door / Amplimesh	Bronze Anod	\$2,237.00
C714BA9696OX or XO	8'0" x 8'0"	100" x 100"	96" x 96"	Single Door / Amplimesh	Bronze Anod	\$2,326.00
C714WH6080OX or XO	5'0" x 6'8"	64" x 84"	60" x 80"	Single Door / Amplimesh	White Paint	\$1,828.00
C714WH7280OX or XO	6'0" x 6'8"	76" x 84"	72" x 80"	Single Door / Amplimesh	White Paint	\$1,867.00
C714WH7296OX or XO	6'0" x 8'0"	76" x 100"	72" x 96"	Single Door / Amplimesh	White Paint	\$1,933.00
C714WH9680OX or XO	8'0" x 6'8"	100" x 84"	96" x 80"	Single Door / Amplimesh	White Paint	\$1,945.50
C714WH9696OX or XO	8'0" x 8'0"	100" x 100"	96" x 96"	Single Door / Amplimesh	White Paint	\$2,012.50

Special Size Only:

NOTE: SLIDING SECURITY SCREEN DOORS CANNOT BE CANCELLED OR RETURNED.
ALL SLIDING SECURITY SCREEN DOORS ARE BUILT TO ORDER SPECIFICATIONS.
Verify all dimensions before submitting order - Signed Confirmations will be REQUIRED before factory begins processing any orders for Sliding Security Screen Doors

Frame Colors / Options:

Bronze Anodized and White Paint are standard. Special colors are available
BA = Bronze Anodized WH = White Paint SP = Special

Amplimesh Screen:

Amplimesh Grille with Charcoal Aluminum Wire. (Additional screen materials available as special order).

Hardware:

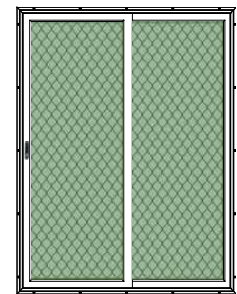
Standard locking system is a Secure 2-Point Inside Lever Lock with Black Pull Handles.
Heavy-duty adjustable wheel system (4 each per door) w/all Stainless Components
The stationary panel contains no hardware. Non-operating handle can be added for \$70.00 list.

Packaging:

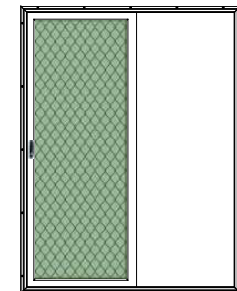
All Assembled Sliders come encased in 2x4 crate - eases transportation to job site. KD Kits available;
Door panels are complete - track system is pre-drilled for quick assembly.

Samples:

Free standing 48" x 46" Door Display with 3-Point locking system is available
Double Door Sample (WH): \$1046.00 List Price
Single Door Sample (WH): \$605.00 List Price



Double Door



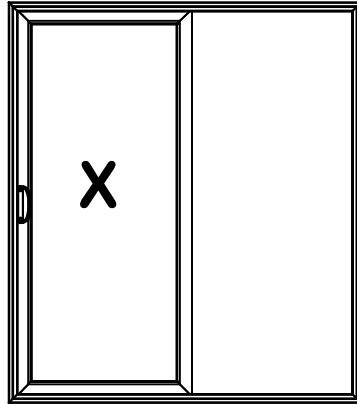
Single Door

SECTION C




TRU-FRAME®
A name you can build on.

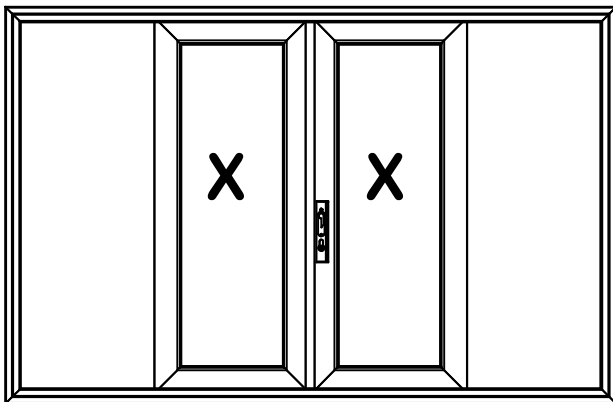
Security Slider Configurations




C754 - Single Slider



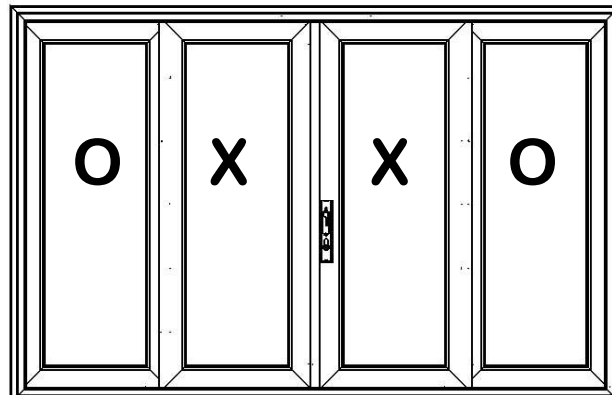
C774 - Double Slider



C775 - XX
2-Panel Slider



C776 - OXO
3-Panel Slider



C777 - OXXO
4-Panel Slider

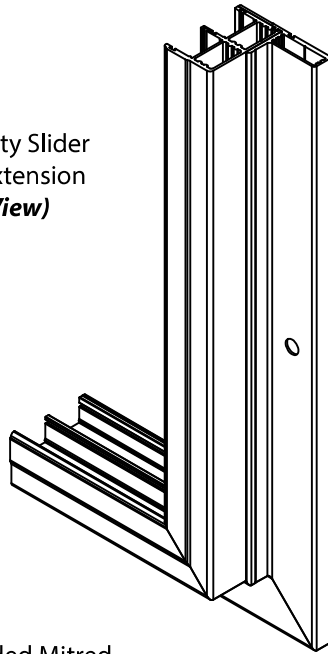
*Illustrations Shown are
XO
(Active Door Slides Right)*



TRU-FRAME®
A name you can build on.

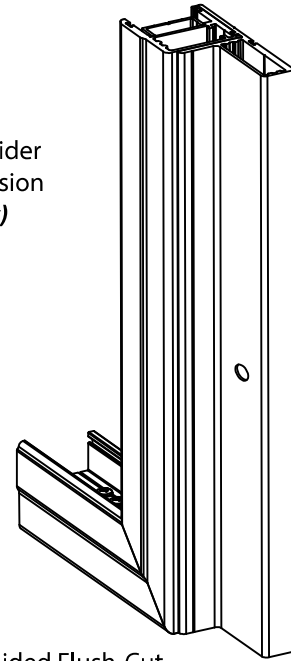
CE7090 Frame Extension for Security Slider
(Optional)

Double Security Slider
Frame with Extension
(Outside View)

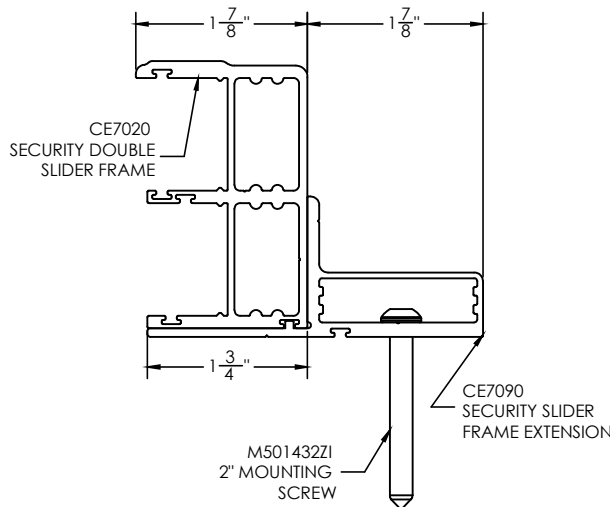


4-Sided Mitred
Extension Shown

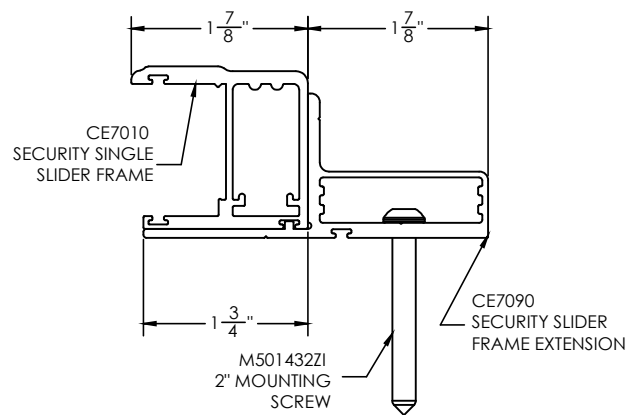
Single Security Slider
Frame with Extension
(Outside View)



3-Sided Flush-Cut
Extension Shown



**Extension with Double
Security Slider Frame**

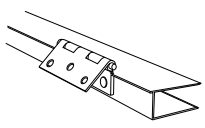



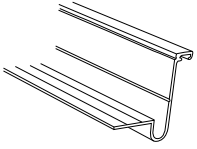

**Extension with Single
Security Slider Frame**

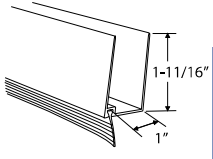



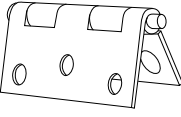

TRU-FRAME®
A name you can build on.

SECTION C

	1" HINGE EXPANDER WITH (3) S.S. HINGES			
	B35041WH	Length 80-1/2"	\$76.00	
	B35042WH	Length 96"	\$92.00	
	B35041BA	Length 80-1/2"	\$83.00	
	B35042BA	Length 96"	\$98.00	


	Z-BAR WITH (3) S.S. HINGES			
	B35071WH, BR	Up To 42" x 84"	\$112.00	
	B35073WH, BR	Over 42" x 84"	\$122.50	
	B35071BA	Up To 42" x 84"	\$125.50	
	B35073BA	Over 42" x 84"	\$133.00	

	BOTTOM EXPANDER with VINYL SWEEP			
	B35051WH	36-1/2"	\$26.00	
	B35052WH	35-3/8"	\$23.60	
	B35051BA	36-1/2"	\$30.50	
	B35052BA	35-3/8"	\$26.00	

	SECURITY DOOR HINGES - STAINLESS STEEL			
	B1171WHSS, BLSS	Pre-Hung Style Doors	\$11.00	
	C3242WHSS, BLSS	HHinge Expander Style Doors	\$16.00	

FRENCH DOOR KITS	FRENCH DOOR KITS			French Security Door Kit 84" French Security Door Kit 96"
	C15071BA, WH	-	\$84.50	
	C15072BA, WH	-	\$89.00	

CLOSERS	PNEUMATIC CLOSERS			Wright Pnuematic Closer Kit with Wind Chain
	C5390BL, WH	-	\$27.00	

	FLOOR DISPLAYS AND HAND SAMPLES			Tru-Frame® Security Door (WH) w/ Display Stand and Sign Viewguard™ Security Door (WH) w/ Display Stand and Sign Tru-View™ Security Door (WH) w/ Display Stand and Sign Security Slider Display (WH) w/ Display Stand (48" x 48") Tru-Frame®/TruView™ Stand/Sign Only (Door Not Included) Viewguard™ Display Stand & Sign Only (Door Not Included) Tru-Frame® Security Door Display - Sign Only Viewguard™ Security Door Display - Sign Only Tru-View™ Security Door Display - Sign Only Tru-Frame® Sample Security Door - White 16" x 32" Tru-View™ Sample Security Door - White 16" x 32"
	C514BASMPL-DISPLAY		\$1,705.00	
	C614WHSMPL-DISPLAY		\$2,365.00	
	C654WHSMPL-DISPLAY		\$1,870.00	
	C774WHSMPL48		\$1,046.00	
	CDS100BL	-	\$726.00	
	CDS600BL	-	\$1,997.00	
	CDS101	-	\$77.00	
	CDS102	-	\$77.00	
	CDS103	-	\$77.00	
	C514WHSMPL	-	\$303.00	
	C654WHSMPL	-	\$436.00	



TRU-FRAME®
A name you can build on.

Locksets

Security Locksets		
C5373BL	Vermont Handle	\$113.50
C5374BL *	Contour Handle	\$126.50
C5376BL	Tasman Handle	\$200.50

Primeline Replacement Mortice Lock
Wright Vermont T-Turn, Rectangle Cylinder
Wright Contour T-Turn, Teardrop (Kwikset)
Whitco MK3 T-Turn, Teardrop Cylinder

Cylinders

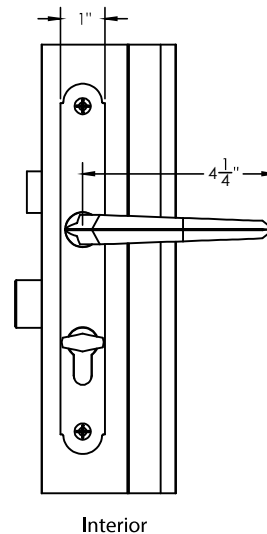
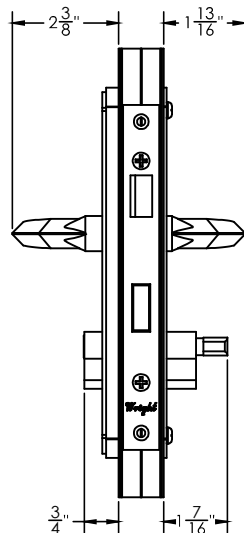
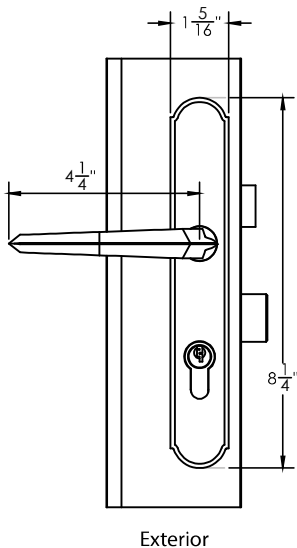
Lock Cylinders		
C5380	T-Turn Teardrop	\$26.50
C5380K	T-Turn Teardrop	\$26.50
C5380S	T-Turn Teardrop	\$26.50
C5381	T-Turn Rectangle	\$35.00
C5381K	T-Turn Rectangle	\$35.00
C5382	Double Key, Rectangle	\$38.50
C7378-CYL	T-Turn Teardrop	\$102.50
C7378K-CYL	T-Turn Teardrop	\$102.50
C7378D-CYL	Double Key, Teardrop	\$97.50
C5403	Key Blanks	\$8.50

Wright Euro Cylinder (Kwikset Re-Keyable)
Wright Euro Keyed Alike (Kwikset Re-Keyable)
Wright Euro Cylinder (Schlage Re-Keyable)
Wright Junior Cylinder (NOT Re-Keyable)
Wright Junior Cylinder (Keyed Alike)
Wright Junior Cylinder
Wright Junior Cylinder (Keyed Alike)
Whitco Euro Universal Cylinder
Whitco Euro Universal Cylinder (Keyed Alike)
Whitco Double-Key Cylinder
Wright Junior Key Blanks

Misc. Hardware

Misc. Security Hardware		
C5375##	Tru-Frame® Lock Guard	\$20.00
C6700	Security Torx Bit	\$10.50
C7075##	96" Bugseal	\$16.50
C7076##	3.5" X 98" Bugseal	\$25.00
C7390BL	2-Pt Handle Assembly	\$88.00
C7391BL	Security Slider Pull Handle	\$42.00
C7150SS	Security Slider Roller	\$17.00
C6230##	1/2" Hole Plug	\$1.50
C7230##	3/8" Hole Plug	\$1.50
CE7090BA	Sec Slider Extension - Per/Ft	\$19.50
CE7090WH	Sec Slider Extension - Per/Ft	\$17.00

Polycarbonate Lock Guard with Screws - ## Bkck or White
Viewguard and Surface Mount TruView
96" Vinyl Bugseal W/Adhesive - ## Black, Bronze or White
3.5"X 98" Dual Duro Bugseal - ## Bkck or White
Rockwell 2-Point Pull Handle Assembly - Black
Rockwell Security Slider Pull Handle - Black
Whitco Security Slider Roller #3030
1/2" Hole Plug - ## Bronze or White
3/8" Hole Plug - ## Bronze or White
Security Slider Extension - Bronze Anodize
Security Slider Extension - White Paint



* C5374BL
Tru-Frame® and TruView™
Hardware Dimensions

SECTION C



TRU-FRAME®
A name you can build on.

Special "C" Viewguard™ Door

Fax Number: 888-526-4329

ORDER QUOTE (Check One)

DEALER: _____

DATE: _____

PO#/ JOB NAME: _____

Completed by: _____

DOOR STYLE (circle one): **C614-Single Door** or **C634-French Door**

FINISH _____

QUANTITY _____ OUTSIDE SURROUND DIMENSIONS _____ x _____

_____ **(3)-SIDED SURROUND** (3-Sided Surround is Standard)

_____ **(4)-SIDED SURROUND** *(Option - No bottom Expander)

Outside Looking In - SPECIFY HINGE SIDE:

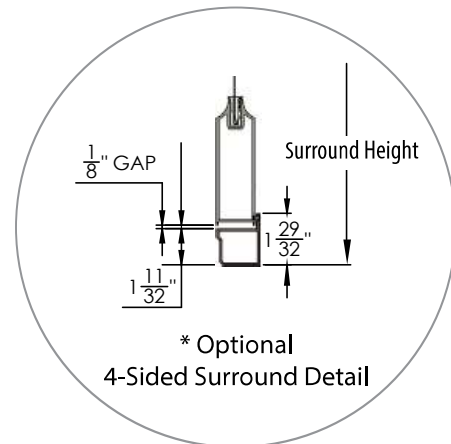
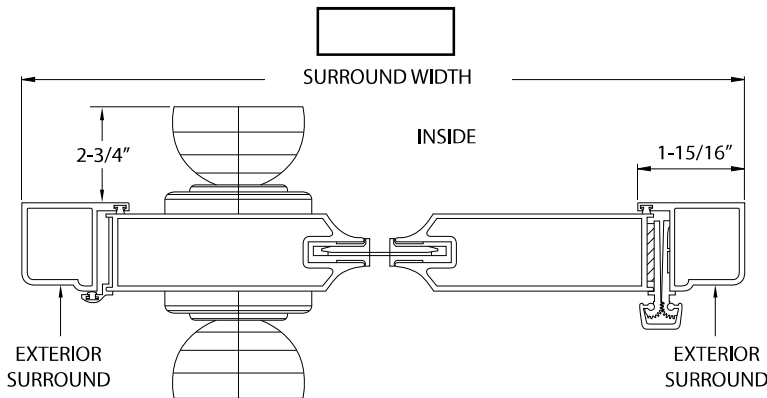
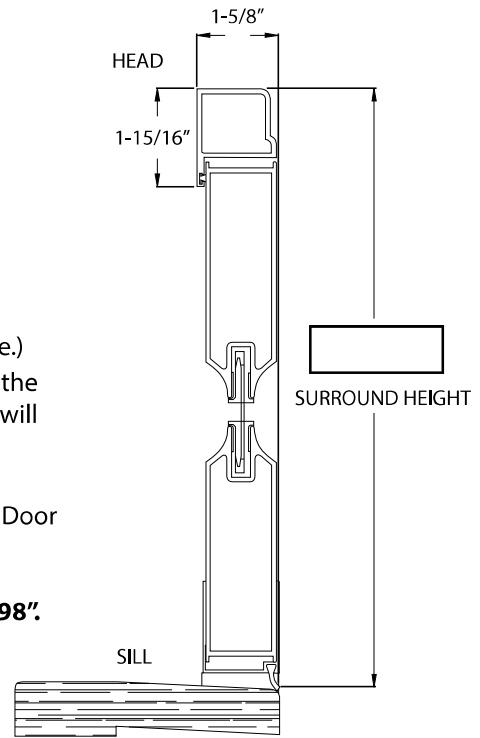
Single Door	French Door
_____ RIGHT HINGE	_____ OX
_____ LEFT HINGE	_____ XO

Locate Knob Lock Bore @ _____" to top of Surround. (Deadbolt above.)

The dimensions for a Tru-Frame® Viewguard™ Security Door are derived from the details below (Width) and at right (Height). Measuring by these dimensions will provide a door that will fit your opening.

A standard size door opening that measures 36" x 80" will use a Viewguard™ Door with the "Overall" dimensions of 39-13/16" x 82".

Maximum Overall Size on a Tru-Frame® Viewguard™ Security Door is 48" x 98".



NOTE: Hardware is not included with the purchase of this door. Please refer to catalog if hardware is needed.



TRU-FRAME® A name you can build on.

ORDER QUOTE (Check One)

Special Tru-View™ Security Door With Stainless Steel Epoxy Coated Mesh

DEALER: _____

DATE: _____

JOB NAME/PO#: _____

Completed by: _____

DOOR STYLE (circle one): C654-Single or C674-French FINISH: _____

QUANTITY _____ OPENING SIZE _____ x _____

OPTIONS:

___ HINGE EXPANDER (Non-handed unless special lock location specified.)

___ PRE-HUNG ___ RIGHT HINGE ___ XO (French Dr)
(outside looking in) ___ LEFT HINGE ___ OX (French Dr)

Locate Punch @ _____" C/L of Handle to Top of Door.

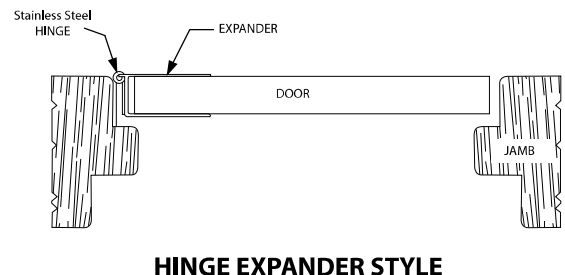
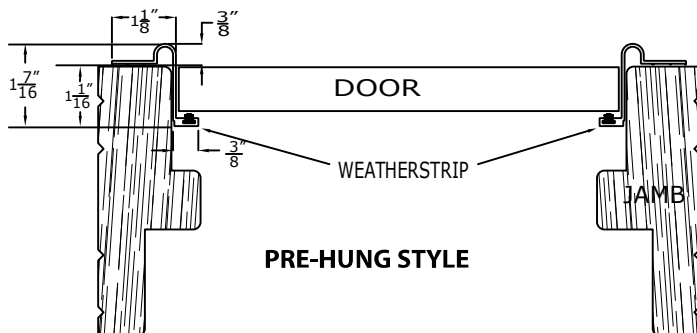
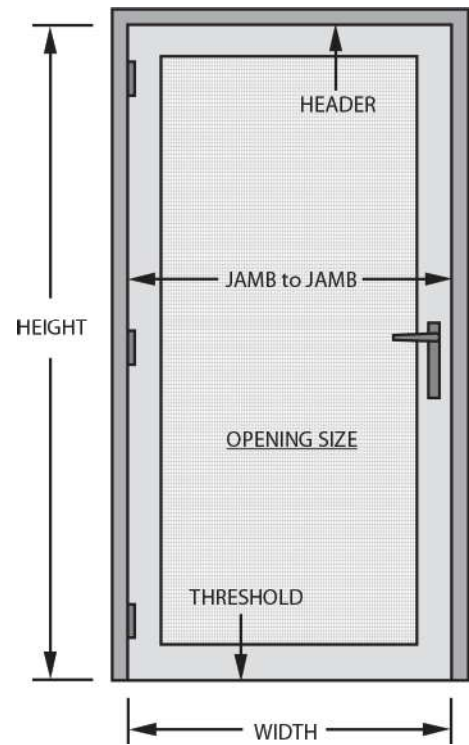
Special notes: _____

MAXIMUM OPENING SIZE HEIGHT = 96"

Table with 3 columns: SIZE, Hinge Expander Style OPENING WIDTH, Pre-Hung Style OPENING WIDTH. Rows include 30" x 80", 32" x 80", and 36" x 80" with corresponding opening width ranges.

NOTES: Security doors fit an Opening Height of 79-3/4" to 81-1/4". 316 Series Stainless Steel, Epoxy Coated Mesh - 12 x 12 x .032 is standard. Z-Bar will extend 2" longer at threshold on all pre-hung doors for field fit.

L/H (Left Hinge) style door shown (Always viewed from exterior)





TRU-FRAME®
A name you can build on.

**Special "C" Tru-View™ Surface Door
With Stainless Steel Epoxy Coated Mesh**

ORDER QUOTE (Check One)

DEALER: _____

DATE: _____

JOB NAME/PO#: _____

Completed by: _____

DOOR STYLE (circle one): **C664-Single** or **C668-French**

FINISH: _____

QUANTITY: _____ **OUTSIDE SURROUND DIMENSIONS: WIDTH:** _____ **X HEIGHT:** _____

OPTIONS:

SINGLE:

FRENCH:

SURFACE MOUNT EXTERIOR PRE-HUNG
(Outside Looking In)

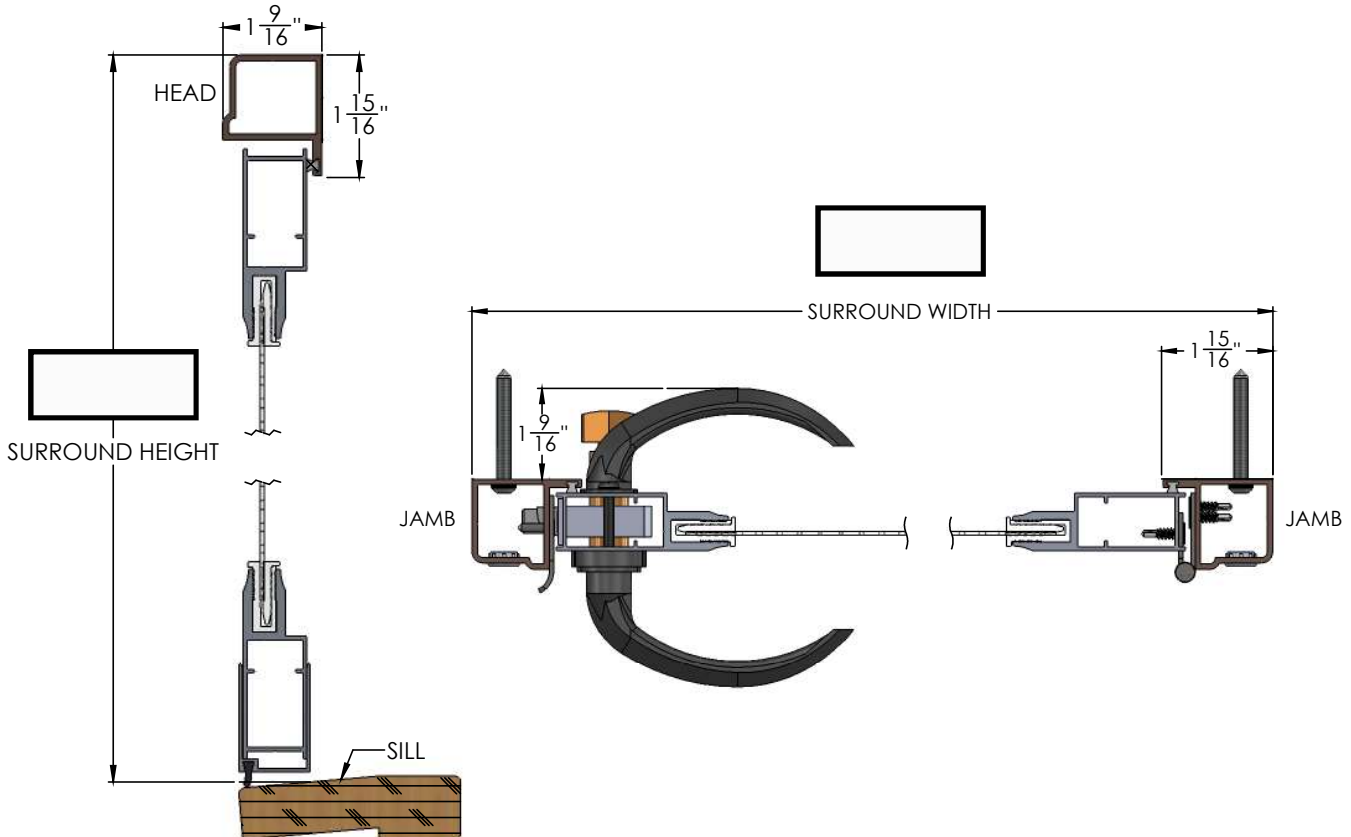
_____ RIGHT HINGE
_____ LEFT HINGE

_____ OX
_____ XO

Locate Punch @ _____" C/L of handle to top of Surround.

Special Notes: _____

The dimensions for a Tru-View™ Surface Security Door are derived from the details below (Width) and at left (Height). Measuring by these dimensions will provide a door that will fit your opening.





TRU-FRAME®
A name you can build on.

ORDER QUOTE (Check One)

**Special Tru-Frame® Security Door
With Amplimesh Grille & Charcoal Aluminum Wire**

DEALER: _____

DATE: _____

JOB NAME/PO#: _____

Completed by: _____

DOOR STYLE (circle one): **C514-Single** or **C534-French** FINISH: _____

QUANTITY _____ OPENING SIZE _____ x _____

OPTIONS:

____ HINGE EXPANDER (Non-handed unless special lock location specified).

____ PRE-HUNG ____ RIGHT HINGE ____ XO (French Dr)
(outside looking in) ____ LEFT HINGE ____ OX (French Dr)

Locate Punch @ _____ C/L of Handle to Top of Door.

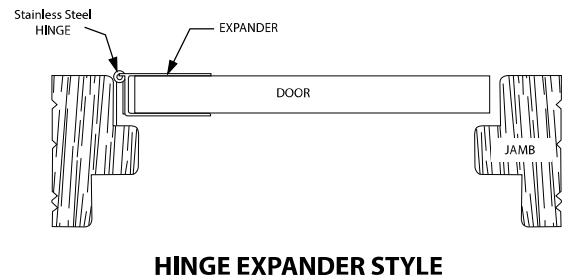
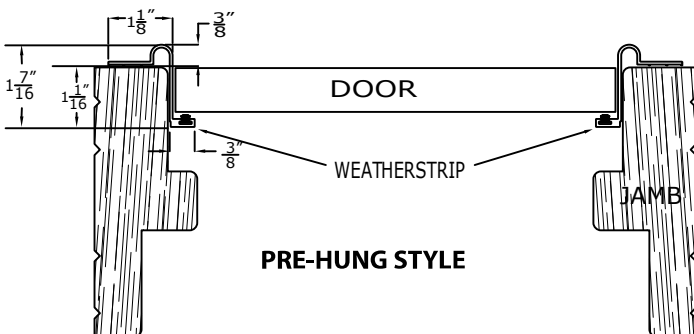
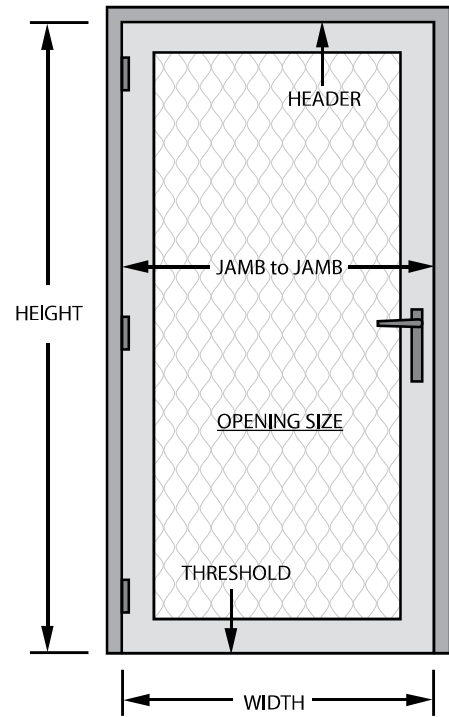
Special notes: _____

MAXIMUM OPENING SIZE HEIGHT = 96"

SIZE	Hinge Expander Style OPENING WIDTH	Pre-Hung Style OPENING WIDTH
30" x 80"	29-3/4" to 30-7/8"	29-7/8" to 30-1/4"
32" x 80"	31-3/4" to 32-7/8"	31-7/8" to 32-1/4"
36" x 80"	35-3/4" to 36-7/8"	35-7/8" to 36-1/4"

NOTES: Security doors fit an Opening Height of 79-3/4" to 81-1/4".
Amplimesh Grille with Charcoal Alum Wire is standard.
Z-Bar will extend 2" longer at threshold on all pre-hung doors for field fit.

L/H (Left Hinge) style door shown
(Always viewed from exterior)





TRU-FRAME®
A name you can build on.

**Special "C" Tru-Frame® Surface Door
With Amplimesh Grille & Charcoal Aluminum Wire**

ORDER QUOTE (Check One)

DEALER: _____

DATE: _____

JOB NAME/PO#: _____

Completed by: _____

DOOR STYLE (circle one): **C564-Single** or **C568-French**

FINISH: _____

QUANTITY: _____ OUTSIDE SURROUND DIMENSIONS: **WIDTH:** _____ X **HEIGHT:** _____

OPTIONS:

SINGLE:

FRENCH:

SURFACE MOUNT EXTERIOR PRE-HUNG

_____ RIGHT HINGE

_____ OX

_____ LEFT HINGE

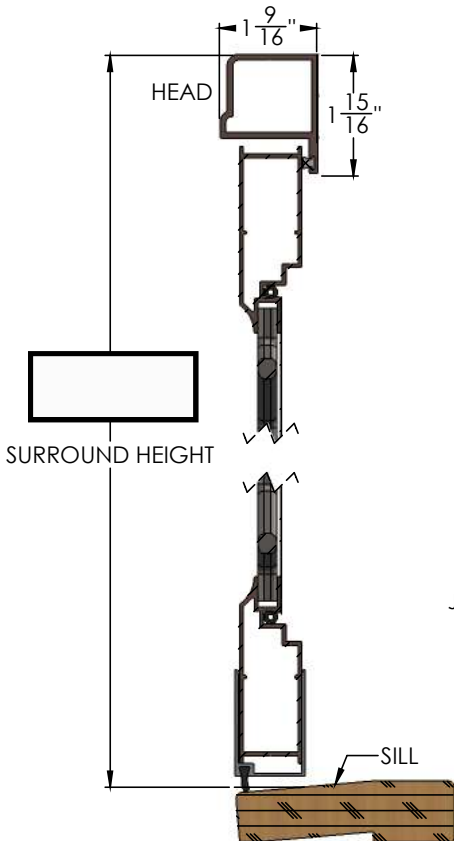
_____ XO

(Outside Looking In)

(Outside Looking In)

Locate Punch @ _____" C/L of handle to top of Surround.

Special Notes: _____



The dimensions for a Tru-Frame® Surface Security Door are derived from the details below (Width) and at left (Height). Measuring by these dimensions will provide a door that will fit your opening.

