



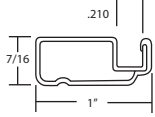
TRU-FRAME®
A name you can build on.

LIST PRICE

ALUMINUM FRAME SUNSCREENS

SUNSCREEN Pricing Per UNITED INCH

PART NO. DESCRIPTION 0-79 UI 80+ UI



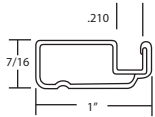
1" ROLL FORM FRAME

HG1130F80	Sunscreen or 80% Suntex	\$0.69	\$0.64
HG1130F90	SuperSolar or 90% Suntex	\$0.76	\$0.70

ALUMINUM FRAME WINDOW SCREENS

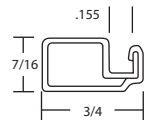
WINDOW SCREEN Pricing Per UNITED INCH

PART NO. DESCRIPTION 0-49 UI 50-79 UI 80+ UI



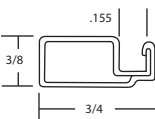
1" ROLL FORM FRAME

HG1130FF	BetterVue® Insect Screen	\$0.61	\$0.50	\$0.43
HG1130FA	Aluminum Wire	\$0.66	\$0.58	\$0.48



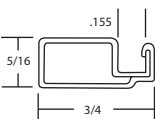
3/4" x 7/16" - ANY COLOR

HG1160FF	BetterVue® Insect Screen	\$0.51	\$0.43	\$0.38
HG1160FA	Aluminum Wire	\$0.58	\$0.51	\$0.43



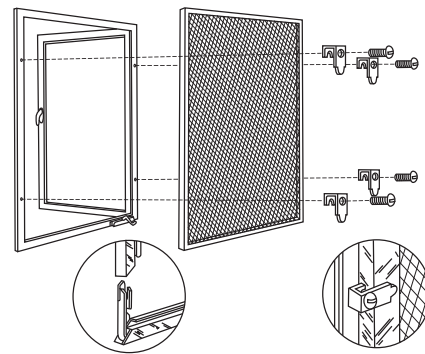
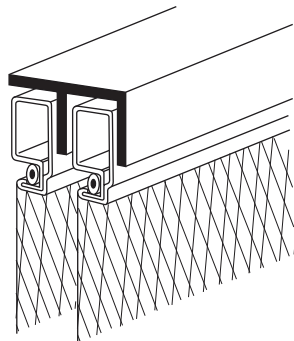
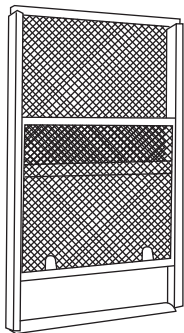
3/4" x 3/8" - ANY COLOR

HG1190FF	BetterVue® Insect Screen	\$0.51	\$0.43	\$0.38
HG1190FA	Aluminum Wire	\$0.58	\$0.51	\$0.43



3/4" x 5/16" - ANY COLOR

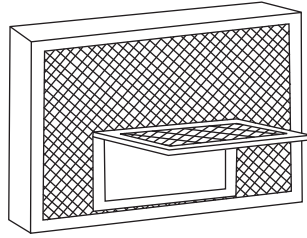
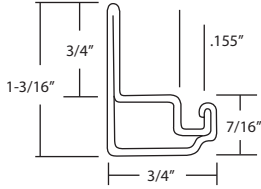
HG1200FF	BetterVue® Insect Screen	\$0.51	\$0.43	\$0.38
HG1200FA	Aluminum Wire	\$0.58	\$0.51	\$0.43



NOTES: United Inch (UI) is calculated by adding width plus height (W+H=UI).
Add \$4.00 to List price per item for applied (punched) hardware. See page 52.

LIST PRICE

WICKET SCREENS



SPECIFICATIONS:

- FRAME:** G1240 - 3/4" Stand-Off
- CORNERS:** Aluminum Stamped, Inside Corners
- FINISH:** White (WH), Gray (GR), Bronze (BR)
- SCREEN:** BetterVue® Insect Screen
- SPLINE:** Black Serrated Vinyl
- HARDWARE:** G1669 - Die cast clip
- WICKET:** Gray, Bronze, or White Vinyl.

ADDITIONS: Aluminum Wire Screening — Add 20% to list
Additional Wickets — Add \$15.00 to list

MEASURING: When ordering, give the exact size desired to the nearest 1/16". No deductions or additions will be made at the factory. For pricing, use the next largest width/height on price list.

CONDITIONS: **Screens ordered cannot be canceled or returned for credit.** All purchases are final. Consult factory for packing charges for common carrier shipments.

WIDTH — All measurements in inches

HEIGHT	WIDTH — All measurements in inches			
	18	24	30	36
24	\$42.40	\$47.20		
30	\$47.20	\$50.90	\$54.50	
36	\$50.90	\$54.50	\$59.40	\$62.90
42	\$54.50	\$59.40	\$62.90	\$66.60
48	\$59.40	\$62.90	\$66.60	\$71.40
54	\$62.90	\$66.60	\$71.40	\$75.00
60	\$66.60	\$71.40	\$75.00	\$78.60

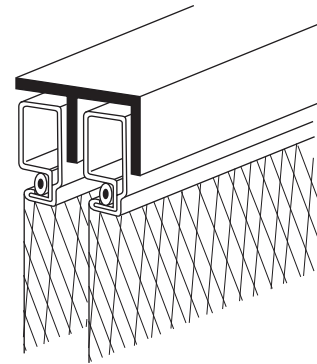
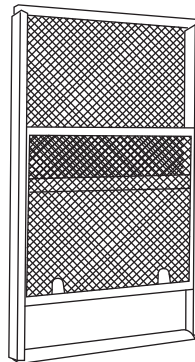
PASS-THRU SCREENS

SPECIFICATIONS:

- FRAME:** GTF1160, GTF1190, GTF1200
- F-BAR:** G1310
- CORNERS:** Aluminum Stamped, Inside Corners
- FINISH:** Mill Finish (MF), White (WH), Gray (GR), and Bronze (BR)
- SCREEN:** BetterVue® Insect Screen
- SPLINE:** Black Serrated Vinyl
- HARDWARE:** G153 - Pull Tabs, G150 - Flat Window Springs.

WIDTH — All measurements in inches

HEIGHT	WIDTH — All measurements in inches			
	24	30	36	48
60	\$99.00	\$115.50	\$122.00	\$133.00



ADDITIONS: Aluminum Wire Screening — Add 20% to list

MEASURING: When ordering, give the exact size desired to the nearest 1/16". No deductions or additions will be made at the factory. For pricing, use the next largest width/height on price list.

CONDITIONS: **Screens ordered cannot be canceled or returned for credit.** All purchases are final. Consult factory for packing charges for common carrier shipments.

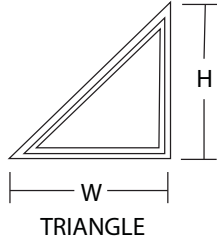


TRU-FRAME®
A name you can build on.

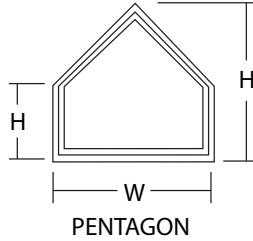
CUSTOM SHAPE WINDOW SCREENS

LIST PRICE

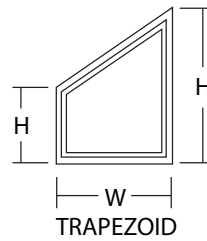
SECTION H



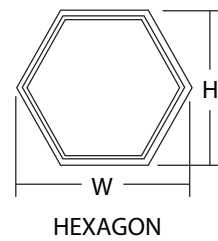
TRIANGLE



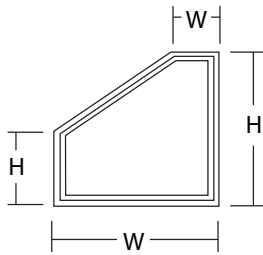
PENTAGON



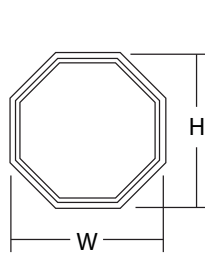
TRAPEZOID



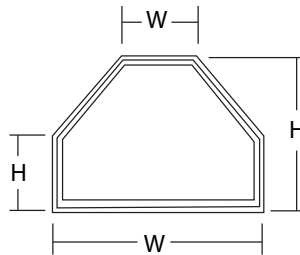
HEXAGON
(All Sides Equal)



PENTAGON
W/ FLAT TOP



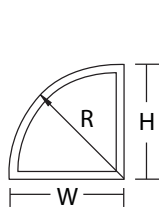
OCTAGON
(All Sides Equal)



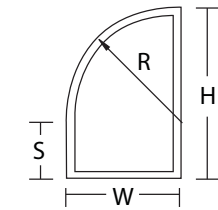
HEXAGON
W/ FLAT TOP



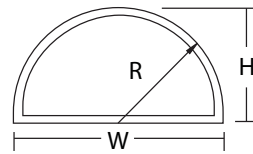
ISOSCELES
TRIANGLE



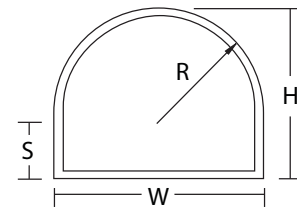
QUARTER
CIRCLE LEFT



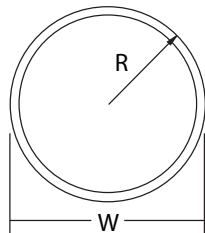
QUARTER CIRCLE LEFT
W/ EXTENDED LEGS



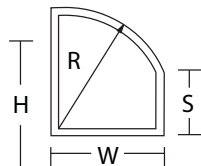
HALF CIRCLE



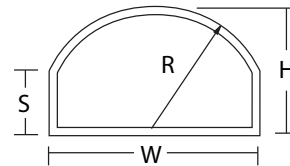
HALF CIRCLE
W/ EXTENDED LEGS



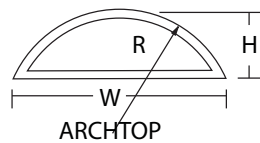
FULL CIRCLE



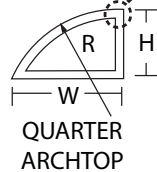
QUARTER ARCHTOP
W/ EXTENDED LEGS



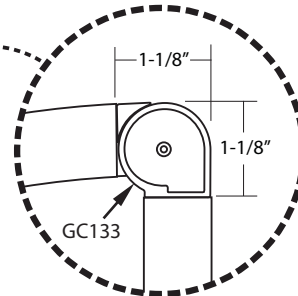
ARCHTOP
W/ EXTENDED LEGS



ARCHTOP



QUARTER
ARCHTOP



NOTE: 22" Minimum width on arch top window screen frames.

NOTE: All non-90° angles are connected using an adjustable plastic corner. (See detail above).


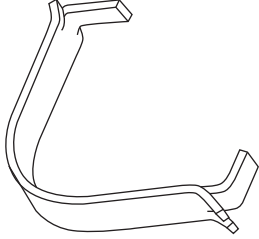

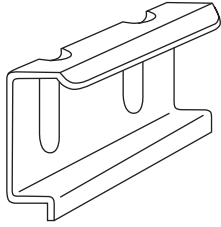
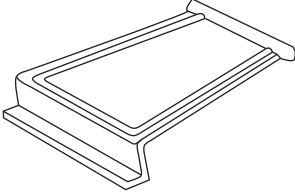
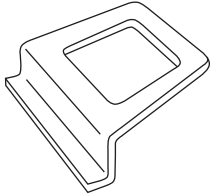

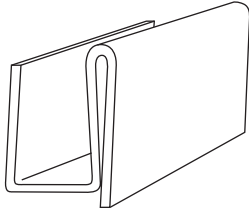
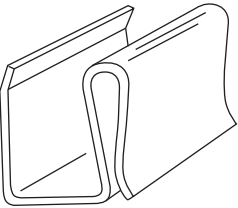
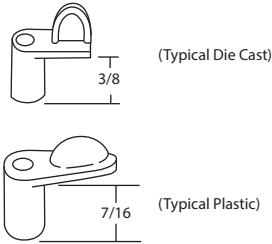
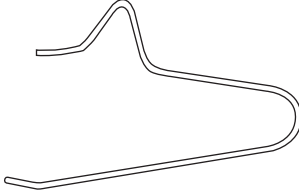
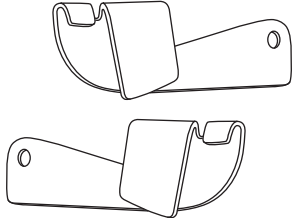
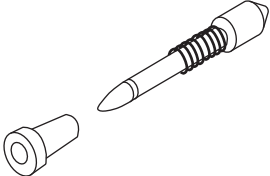
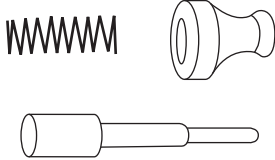
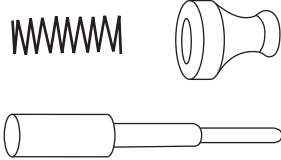
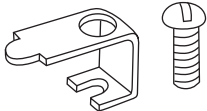


TRU-FRAME®
A name you can build on.

LIST PRICE


WINDOW SCREEN HARDWARE

SECTION H

<p>G147 Double Jiffy</p> 	<p>G150 Flat Window Spring Clips</p> 	<p>G151WD Corner Leaf Spring</p> 	<p>G152 3/4" Lift Clips</p> 
<p>G153 Nylon Pull Tabs</p> 	<p>G154 Nylon Pull Loops</p> 	<p>G161 Slide Locks</p> 	<p>G164 — 3/8" Metal Retainer Clip G165 — 7/16" Metal Retainer Clip</p> 
<p>G169 Plastic Retainer Clip</p> 	<p>G1661 — G1669 - Die Cast Clips G171 — G173 - Plastic Clips</p> 	<p>G175 Wire Window Clip</p> 	<p>G176 Security Latch Pair</p> 
<p>G177 Nylon Plunger Latch</p> 	<p>G178 3/4" Aluminum Plunger Latch</p> 	<p>G179 1" Aluminum Plunger Latch</p> 	<p>G180 - G183 Casement Clips</p> 



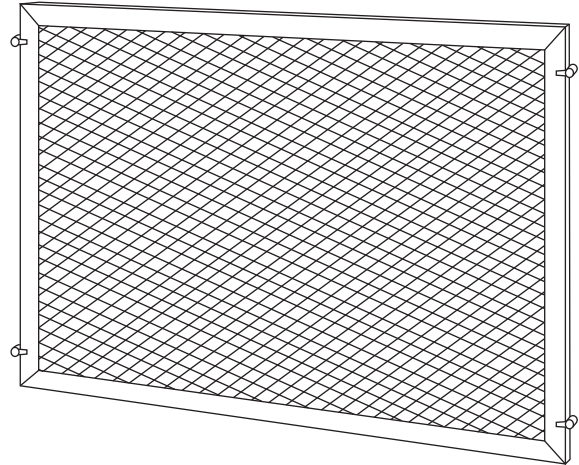
TRU-FRAME®
A name you can build on.



D2010
1-7/8" x 1/2"



G2130
1" x 3/8"



1. **GENERAL:**

Architectural screens shall be quality screens as manufactured by R. Lang Company, Visalia, California, and shall include all fitting pieces and hardware for a complete installation as hereinafter described.

2. **MATERIALS:**

- A. *SCREEN FRAMES* shall be extruded from aluminum alloy 6063-T5, and shall have a minimum wall thickness of .050. Screen frames shall be of the following dimensions: 1-7/8" x 1/2" — 1" x 7/16" (Other frames are available).
- B. *SPLINE* for the retention of wire cloth shall be vinyl plastic matching the contour of the spline groove in the screen frame for maximum holding power. Spline shall be removable to permit replacement of wire cloth.
- C. *CORNERS* shall be solid in construction and shall be manufactured from the same material as the frame.
- D. *WIRE CLOTH* shall be BetterVue® Insect Screen. (Other types of wire cloth and shade screening are available; contact the factory for recommendations.)

3. **CONSTRUCTION:**

Corners of screen frames shall be mitred and assembled with solid aluminum corners.

4. **FINISH:**

Extruded screen frames shall be finished to the following specifications:

- A. Commercial clear (Satin) anodize
- B. Commercial bronze anodize

5. **PRICING:**

Call factory for quote – Have our inside sales representatives help you design your project!



TRU-FRAME®
A name you can build on.

Window Screen Order Form

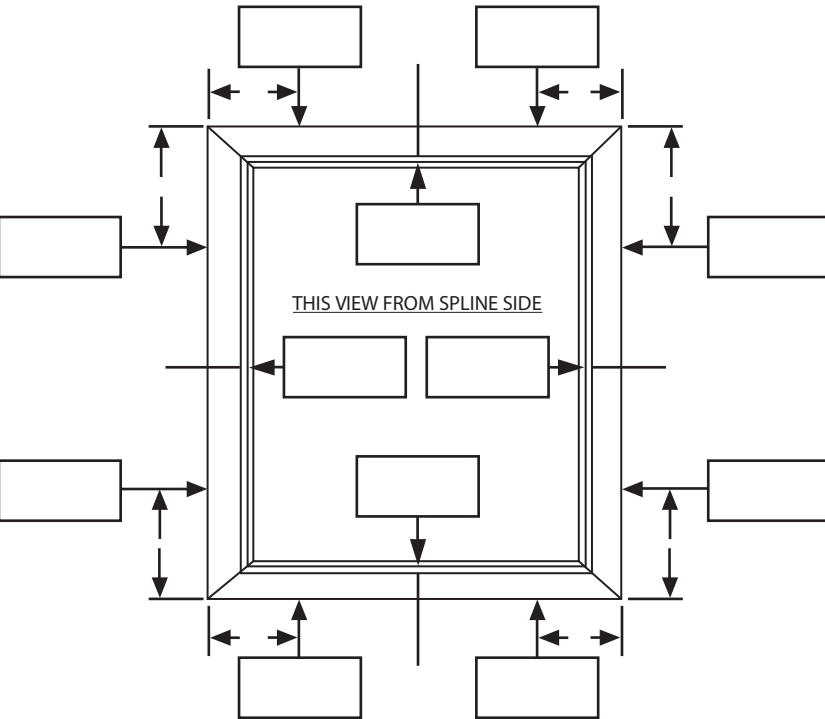
Fax Number: 888-526-4329

DATE: _____

DEALER: _____

JOB NAME/PO#: _____

CUSTOMER'S
SIGNATURE: _____



INSTRUCTIONS:

Write the part number(s) and location of hardware in the above illustration. Check the desired corner. Write the quantity, size, frame, finish, and screening in the spaces provided. Use one page for each screen configuration.

Hardware: See page G
Frames: See Section G
Screening: See Section F

Specify Corners (Check One):

- Inside Aluminum (mitred)
- Outside Plastic (square cut)

QTY	SIZE	FRAME	FINISH	CORNER	SCREEN	HDW